



## UFA\_MP-6W & UFB\_MP-6W Series

### 6W, WIDE INPUT, ISOLATED & REGULATED DUAL & SINGLE OUTPUT, DC-DC CONVERTER

multi-country patent protection **RoHS**

#### FEATURES

- Efficiency up to 86%
- Wide (4:1) Input Range
- 1.5KVDC Input/Output Isolation
- Continuous Short Circuit Protection
- Operating Temperature: -40°C to +85°C
- Internal SMD construction
- Metal Shielding Package
- No Heat Sink Required
- Industry Standard Pinout
- MTBF>1,000,000 hours
- RoHS Compliance

#### APPLICATIONS

The UFA\_MP-6W & UFB\_MP-6W Series are specially designed for applications where a wide range input voltage power supplies are isolated from the input power supply in a distributed power supply system on a circuit board.

These products apply to:

- 1) Where the voltage of the input power supply is wide range (voltage range≤4:1);
- 2) Where isolation is necessary between input and output(Isolation Voltage≤1500VDC);
- 3) Where the regulation of the output voltage and the output ripple noise are demanded.

#### PRODUCT PROGRAM

Part Number	Input			Output			Efficiency (% , Typ)
	Voltage (VDC)			Voltage (VDC)	Current (mA)		
	Nominal	Range	Max**		Max	Min	
UFA2405MP-6W	24	9-36	40	±5	±600	±60	80
UFA 2412MP-6W				±12	±250	±25	80
UFA 2415MP-6W				±15	±200	±20	82
UFA 2424MP-6W				±24	±125	±13	85
UFB2403MP-6W				3.3	1500	150	78
UFB2405MP-6W				5	1200	120	80
UFB2412MP-6W				12	500	50	82
UFB2415MP-6W				15	400	40	82
UFB2424MP-6W				24	250	25	83
UFA4805MP-6W *				48	18-75	80	±5
UFA4812MP-6W	±12	±250	±25				82
UFA4815MP-6W	±15	±200	±20				84
UFA4824MP-6W	±24	±125	±13				85
UFB4803MP-6W *	3.3	1500	150				76
UFB4805MP-6W	5	1200	120				80
UFB4812MP-6W	12	500	50				84
UFB4815MP-6W	15	400	40				85
UFB4824MP-6W	24	250	25	86			

\* Designing.

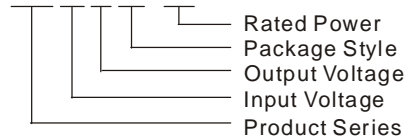
\*\* Input voltage can't exceed this value, or will cause the permanent damage.

Note: The load shouldn't be less than 10%, otherwise ripple will increase dramatically.

Operation under 10% load will not damage the converter; However, they may not meet all specification listed.

#### MODEL SELECTION

UFA2405MP-6W



#### OUTPUT SPECIFICATIONS

Item	Test Conditions	Min	Typ	Max	Units
Output Power	See below products program			6	W
Line Regulation(at full load)	Input voltage from low to high		±0.2	±0.5	%
Load Regulation	From 10% To 100% load		±0.5	±2*	
Positive Voltage Accuracy	Refer to recommended circuit		±1	±3	
Negative Voltage Accuracy	Refer to recommended circuit		±3	±5	
Temperature Drift(Vout)	Refer to recommended circuit		0.02		%/°C
Ripple**	20MHz bandwidth		30	50	mVp-p
Noise**	20MHz bandwidth		100	300	
Switching Frequency	100% load, nominal Input voltage		300		KHz

\* Dual output models unbalanced load: ±5%.

\*\*Test ripple and noise by "parallel cable" method. See detailed operation instructions at Testing of Power Converter section, application notes.

#### MORNSUN Science& Technology co.,Ltd.

Address: 2th floor 6th building, Huangzhou Industrial District, Guangzhou, China  
Tel: 86-20-38601850  
Fax: 86-20-38601272  
[Http://www.mornsun-power.com](http://www.mornsun-power.com)

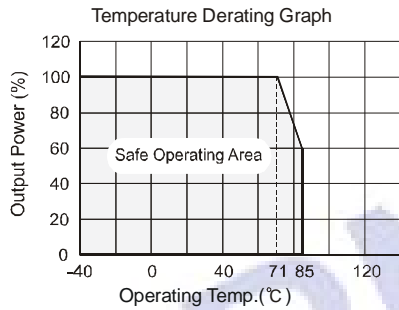
## COMMON SPECIFICATION

Item	Test Conditions	Min	Typ	Max	Units
Storage humidity				95	%
Operating temperature		-40		85	°C
Storage temperature		-55		125	
Temp. rise at full load			40		
Lead temperature	1.5mm from case for 10 seconds			300	
Isolation voltage	Tested for 1 minute and 1mA max	1500			VDC
Isolation resistance	Test at 500VDC	1000			MΩ
Cooling		Free air convection			
Short circuit protection		Continuous, automatic recovery			
Case material		Copper, Nickel Plated			
MTBF		1000			K hours
Weight			17		g

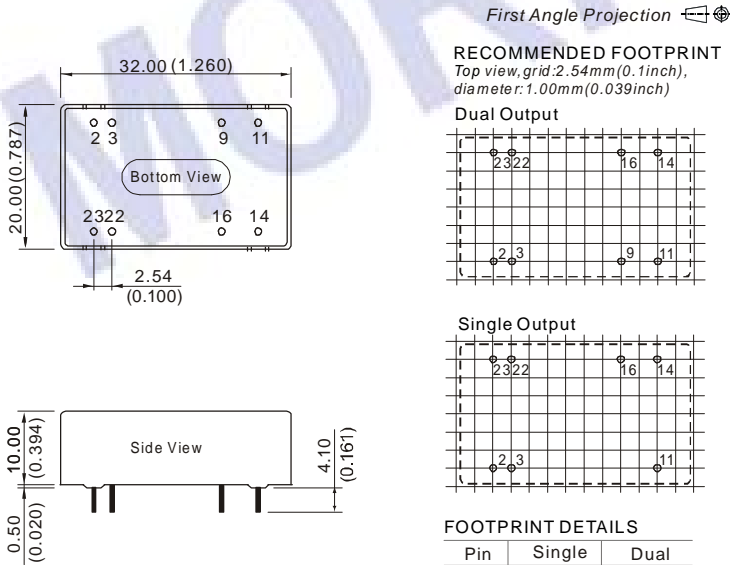
Note:

- All specifications measured at  $T_A=25^{\circ}\text{C}$ , humidity<75%, nominal input voltage and rated output load unless otherwise specified.
- See below recommended circuits for more details.

## TYPICAL CHARACTERISTICS



## OUTLINE DIMENSIONS & PIN CONNECTIONS



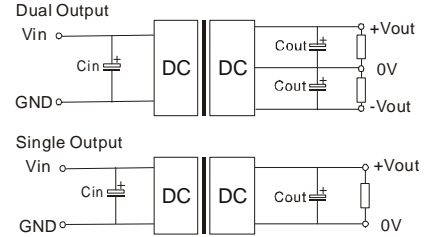
Note:

- Unit:mm(inch)  
 Pin diameter:0.50mm(0.020inch)  
 Pin diameter tolerances:±0.05mm(±0.002inch)  
 General tolerances:±0.25mm(±0.010inch)

## APPLICATION NOTE

### Recommended Circuit

All the UFA\_MP-6W & UFB\_MP-6W Series have been tested according to the following recommended testing circuit before leaving factory. This series should be tested under load. Never be tested under no load (see Figure 1).



(Figure 1)

If you want to further decrease the output ripple, you can increase capacitance properly or choose capacitors with low ESR. However, the capacitance should not be too high.(Table 1).

External Capacitor Table (Table 1)

Vin (VDC)	Cin (uF)	Single Vout (VDC)	Cout (uF)	Dual Vout (VDC)	Cout (uF)
24	100	5	100	±5	100
48	100	12	100	±12	47
--	--	15	47	±15	47
--	--	24	47	±24	22