


# CTCMD4D06 Series

From 2.2  $\mu\text{H}$  to 47  $\mu\text{H}$



## SPECIFICATIONS

Parts are available in  $\pm 20\%$  inductance tolerance only.  
 CTCMD4D06E Please specify "F" for RoHS Compliant  
 \*Rated Current: Inductance drop = 10% typ.

Part Number	Inductance ( $\mu\text{H} \pm 20\%$ )	L Test Freq. (kHz)	DCR Max. ( $\Omega$ )	Rated Current* Max. (A)
CTCMD4D06_-2R2M	2.2	100	0.116	0.95
CTCMD4D06_-3R3M	3.3	100	0.174	0.77
CTCMD4D06_-4R7M	4.7	100	0.216	0.75
CTCMD4D06_-6R8M	6.8	100	0.296	0.62
CTCMD4D06_-100M	10	100	0.457	0.5
CTCMD4D06_-150M	15	100	0.676	0.4
CTCMD4D06_-220M	22	100	1.066	0.3
CTCMD4D06_-330M	33	100	1.647	0.24
CTCMD4D06_-470M	47	100	2.843	0.18

## PHYSICAL DIMENSIONS

Size	A Max.	B Max.	C Max.	D	E	F	G	H
mm	6.3	5.8	0.8	3.5	4.1	3.2	0.5	0.4
inches	0.248	0.228	0.031	0.138	0.161	0.126	0.020	0.016

## CHARACTERISTICS

**Description:** SMD power inductor

**Applications:** Power supplies for VTR, OA equipment, LCD televisions, PC notebooks, portable communication equipment, DC/DC converters, etc.

**Operating Temperature:**  $-25^{\circ}\text{C}$  to  $+85^{\circ}\text{C}$

**Inductance Tolerance:**  $\pm 20\%$

**Testing:** Tested on a HP4285A at 100 KHz , 1V

**Packaging:** Tape & Reel

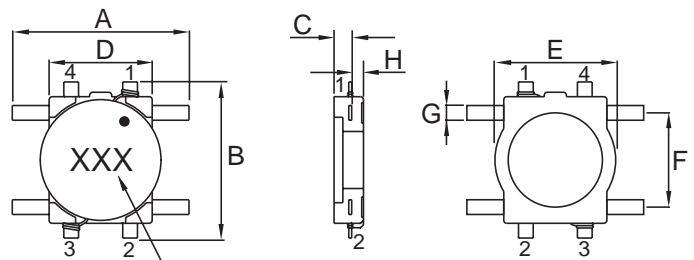
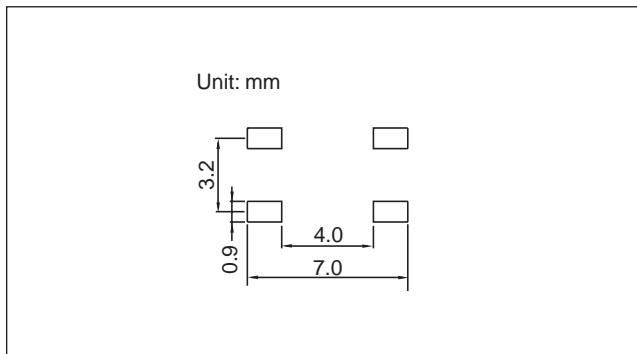
**Marking:** Parts are marked with inductance code

**Miscellaneous:** RoHS Compliant

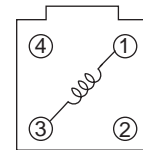
**Additional Information:** Additional electrical & physical information available upon request

**Samples available. See website for ordering information.**

## PAD LAYOUT



Marking: Inductance Code



Bottom View

03.14.06