

FD1505 — Synchronous Step-Down MOSFET Driver

1. Overview

1.1. Features

- High-speed, High-current Drivers for Synchronous N-Channel MOSFETs
- Adaptive Dead-time Control Optimizes Efficiency When Used with Digital-DC™ Controllers
- Adjustable Gate Drive Voltage: 4.5V to 7.5V
- Integrated 30V Bootstrap Schottky Diode
- Capable of Driving $\geq 40\text{A}$ per Phase
- Supports Switching Frequency up to 1.4MHz
 - $>5\text{A}$ Sink Low-side Driver
 - High-side Driver
 - $<10\text{ns}$ Rise/Fall Times, Low Propagation Delay
- Adjustable Gate Drive Strength Optimizes Efficiency for Different V_{IN} , V_{OUT} , I_{OUT} , f_{SW} , and MOSFET Combinations
- Internal Non-overlap Watchdog Prevents Shoot-through Currents
- RoHS Compliant, Pb-free
- Exposed Pad 3 x 3mm DFN-10 Package

1.2. Applications

- High-Efficiency, High-Current DC-DC Buck Converters with Digital Control and PMBus™
- Multi-Phase Digital DC-DC converters with Phase Adding/Dropping
- Power Train Modules
- Synchronous Rectification for Secondary Side Isolated Power Converters

IMPORTANT NOTE:

- For additional information, please contact digitalpower@fairchildsemi.com.

1.3. Description

The FD1505 is an integrated high-speed, high-current N-channel MOSFET driver for synchronous step-down DC-DC conversion applications. When used with Digital-DC™ PWM controllers, the FD1505 enables dynamically adaptive dead-time control that optimizes efficiency under all operating conditions. A dual input PWM configuration enables this efficiency optimization while minimizing complexity within the driver.

Operating from a 4.5V to 7.5V input, the FD1505 combines a 5A, 0.5Ω low-side driver and a 3A, 0.8Ω high-side driver to support high step-down buck applications. A unique adjustable gate drive current scheme allows the user to adjust the drive current on both drivers to optimize performance for a wide range of input/output voltages, load currents, power MOSFETs, and switching frequencies up to 1.4MHz. An integrated 30V bootstrap Schottky diode is used to charge the external bootstrap capacitor. An internal watchdog circuit prevents excessive shoot-through currents and protects the external MOSFET switches.

The FD1505 is specified over a wide -40°C to 125°C junction temperature range and is available in an exposed-pad, DFN-10 package.

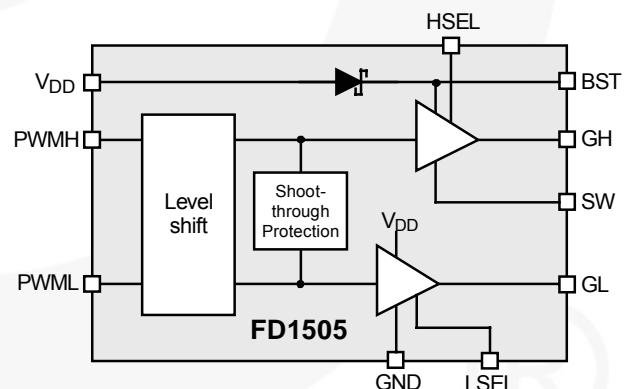









Figure 1. Block Diagram



TRADEMARKS

The following includes registered and unregistered trademarks and service marks, owned by Fairchild Semiconductor and/or its global subsidiaries, and is not intended to be an exhaustive list of all such trademarks.

- | | | | |
|---|---|---|---|
| Build it Now™ | F-PFS™ | PowerTrench® | The Power Franchise® |
| CorePLUS™ | FRFET® | Programmable Active Droop™ |  |
| CorePOWER™ | Global Power Resource™ | QFET® | TinyBoost™ |
| CROSSVOL7™ | Green FPS™ | QST™ | TinyBuck™ |
| CTL™ | Green FPS™ e-Series™ | Quiet Series™ | TinyLogic® |
| Current Transfer Logic™ | GTO™ | RapidConfigure™ | TINYOPTO™ |
| EcoSPARK® | IntelliMAX™ |  | TinyPower™ |
| EfficientMax™ | ISOPLANAR™ | Saving our world, 1miWWWkV at a time™ | TinyPWM™ |
| EZSWITCH™* | MegaBuck™ | SmartMax™ | TinyWire™ |
|  | MICROCOUPLER™ | SMART START™ | μSerDes™ |
|  | MicroFET™ | SPM® |  |
| Fairchild® | MillerDrive™ | STEALTH™ | UHC® |
| Fairchild Semiconductor® | MotionMax™ | SuperFET™ | Ultra FRFET™ |
| FACT Quiet Series™ | Motion-SPM™ | SuperSOT™-3 | UniFET™ |
| FACT® | OPTOLOGIC® | SuperSOT™-6 | VCC™ |
| FAST® | OPTOPLANAR® | SuperSOT™-8 | VisualMax™ |
| FastvCore™ |  | SupreMOS™ | |
| FlashWriter® | PDP uPM™ | SyncFET™ | |
| FPST™ | Power-SPM™ |  | |

* EZSWITCH™ and FlashWriter® are trademarks of System General Corporation, used under license by Fairchild Semiconductor.

DISCLAIMER

FAIRCHILD SEMICONDUCTOR RESERVES THE RIGHT TO MAKE CHANGES WITHOUT FURTHER NOTICE TO ANY PRODUCTS HEREIN TO IMPROVE RELIABILITY, FUNCTION, OR DESIGN. FAIRCHILD DOES NOT ASSUME ANY LIABILITY ARISING OUT OF THE APPLICATION OR USE OF ANY PRODUCT OR CIRCUIT DESCRIBED HEREIN; NEITHER DOES IT CONVEY ANY LICENSE UNDER ITS PATENT RIGHTS, NOR THE RIGHTS OF OTHERS. THESE SPECIFICATIONS DO NOT EXPAND THE TERMS OF FAIRCHILD'S WORLDWIDE TERMS AND CONDITIONS, SPECIFICALLY THE WARRANTY THEREIN, WHICH COVERS THESE PRODUCTS.

LIFE SUPPORT POLICY

FAIRCHILD'S PRODUCTS ARE NOT AUTHORIZED FOR USE AS CRITICAL COMPONENTS IN LIFE SUPPORT DEVICES OR SYSTEMS WITHOUT THE EXPRESS WRITTEN APPROVAL OF FAIRCHILD SEMICONDUCTOR CORPORATION.

As used herein:

1. Life support devices or systems are devices or systems which, (a) are intended for surgical implant into the body or (b) support or sustain life, and (c) whose failure to perform when properly used in accordance with instructions for use provided in the labeling, can be reasonably expected to result in a significant injury of the user.
2. A critical component in any component of a life support, device, or system whose failure to perform can be reasonably expected to cause the failure of the life support device or system, or to affect its safety or effectiveness.

ANTI-COUNTERFEITING POLICY

Fairchild Semiconductor Corporation's Anti-Counterfeiting Policy. Fairchild's Anti-Counterfeiting Policy is also stated on our external website, www.fairchildsemi.com, under Sales Support.

Counterfeiting of semiconductor parts is a growing problem in the industry. All manufacturers of semiconductor products are experiencing counterfeiting of their parts. Customers who inadvertently purchase counterfeit parts experience many problems such as loss of brand reputation, substandard performance, failed applications, and increased cost of production and manufacturing delays. Fairchild is taking strong measures to protect ourselves and our customers from the proliferation of counterfeit parts. Fairchild strongly encourages customers to purchase Fairchild parts either directly from Fairchild or from Authorized Fairchild Distributors who are listed by country on our web page cited above. Products customers buy either from Fairchild directly or from Authorized Fairchild Distributors are genuine parts, have full traceability, meet Fairchild's quality standards for handling and storage and provide access to Fairchild's full range of up-to-date technical and product information. Fairchild and our Authorized Distributors will stand behind all warranties and will appropriately address any warranty issues that may arise. Fairchild will not provide any warranty coverage or other assistance for parts bought from Unauthorized Sources. Fairchild is committed to combat this global problem and encourage our customers to do their part in stopping this practice by buying direct or from authorized distributors.

PRODUCT STATUS DEFINITIONS

Definition of Terms

Datasheet Identification	Product Status	Definition
Advance Information	Formative / In Design	Datasheet contains the design specifications for product development. Specifications may change in any manner without notice.
Preliminary	First Production	Datasheet contains preliminary data; supplementary data will be published at a later date. Fairchild Semiconductor reserves the right to make changes at any time without notice to improve design.
No Identification Needed	Full Production	Datasheet contains final specifications. Fairchild Semiconductor reserves the right to make changes at any time without notice to improve the design.
Obsolete	Not In Production	Datasheet contains specifications on a product that is discontinued by Fairchild Semiconductor. The datasheet is for reference information only.

Rev. 136

Digital-DC™, and the Zilker Labs Logo are trademarks of Zilker Labs, Inc., used under license by Fairchild Semiconductor. All other products or brand names mentioned herein are trademarks of their respective holders.