
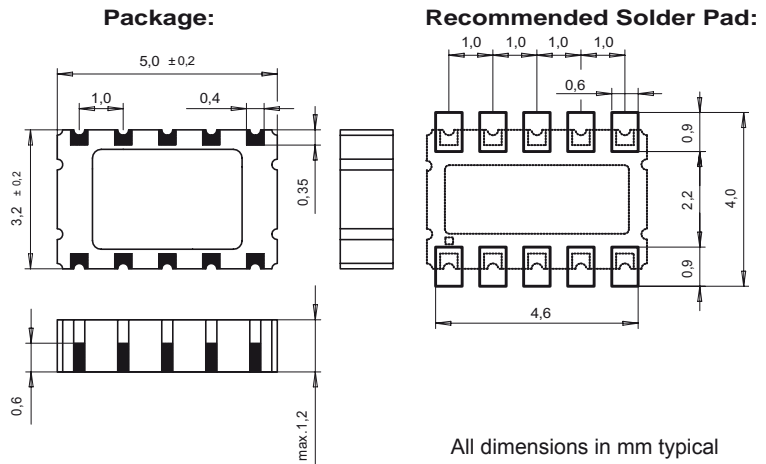


RV-8564-C2

Real Time Clock Module with I²C Bus



DIMENSIONS



Xtal integrated solution
Miniature SMT ceramic package
Ultra low power consumption
Very tight frequency tolerance
I²C Bus Interface (400 kHz) *
Programmable Clock-output
Low aging
Time keeping mode down to 1.2 V
Programmable alarm, timer and interrupt functions

DESCRIPTION:

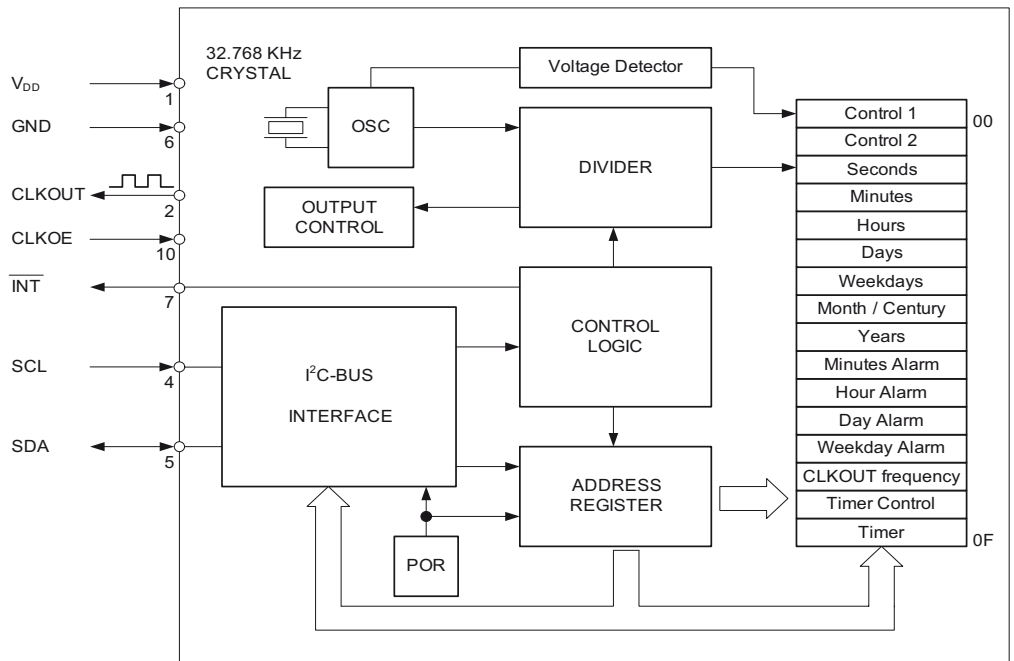
This very small SMD ceramic package has been specially designed to combine the 32.768 kHz crystal unit with the CMOS-based oscillator and real-time-clock circuit.

The calendar function tracks year, month, date, and day-of-the-week with built-in century and leap-year flags. The clock function tracks minute and second in 24-hour format. Programmable alarm setting and universal timer functions increase flexibility.

For pick-and-place equipment, the parts are available in 12 mm tape:

- 7" (178 mm) reel with 1'000 parts
- 10" (254 mm) reel with 2'500 parts
- 13" (330 mm) reel with 5'000 parts

BLOCK DIAGRAM:



**ELECTRICAL CHARACTERISTICS
AT 25°C:**

	Symbol	Condition	Min.	Typ.	Max	Unit
Supply voltage	V_{DD}	I ² C Bus Active	1.8		5.5	V
Supply voltage	V_{DD}	Time keeping	1.2		5.5	V
Power current during access	I_{DD}	f _{scl} =400 kHz			800	μA
		f _{scl} =100 kHz			200	μA
Current consumption Time keeping mode	I_{DDO}	f _{scl} =0 Hz, V_{DD} 3 V		250	500	nA
		f _{scl} =0 Hz, V_{DD} 2 V		225	450	nA
CLKOUT frequency		Programmable	32768/1024/32/1			Hz
Frequency tolerance	$\Delta F/F$	@ 25°C	$\pm 10 / \pm 20$ ¹⁾			ppm
Aging first year max.	$\Delta F/F$	@ 25°C	± 3			ppm
Frequency vs. temp.	$\Delta F/F_0$	$20 \leq T_0 \leq 30$	$-0.035 \text{ ppm}/^\circ\text{C} \cdot (T - T_0)^2 \pm 10\%$			ppm

1) Tighter and wider frequency tolerances on request.

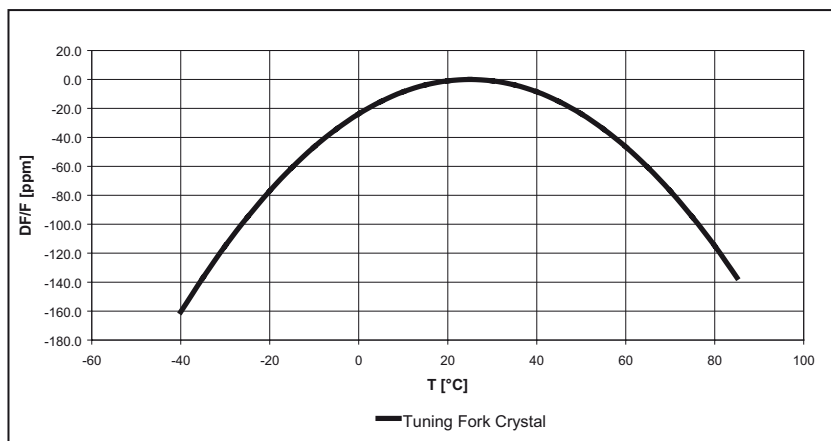
ENVIRONMENTAL CHARACTERISTICS:

	Conditions	Max. Dev.
Storage temp. range	-55 to +125°C	
Industrial operating temp. range	-40 to +85°C	
Shock resistance	$\Delta F/F$ 5000 g, 0.3 ms, ½ sine	+/-5 ppm
Vibration resistance	$\Delta F/F$ 20 g / 10–2000 Hz	+/-5 ppm

TERMINATIONS AND PROCESSING:

Package-Type	Termination	Processing
SON 10-pin	For SMD mounting Au flashed pads	Reflow soldering 260°C / 20 s max.

FREQUENCY TEMPERATURE CHARACTERISTICS:



PIN CONNECTIONS TOP VIEW:

Product Marking #10 #6

8564

Pin 1 Index #1 #5

Pin	Connection
1	V_{DD} Power Supply Voltage
2	CLKOUT Frequency output
4	SCL Serial clock input
5	SDA Data
6	GND Ground
7	$\overline{\text{INT}}$ Interrupt output
10	CLKOE CLK output enable

Pins 3, 8, 9 are not connected.

All specifications subject to change without notice. 03.07



Micro Crystal
Div. of ETA SA
Mühlestrasse 14
CH-2540 Grenchen
Switzerland

Tel. +41 32 655 82 82
Fax +41 32 655 82 83
sales@microcrystal.ch
www.microcrystal.com