

5.0V HCMOS Surface Mount Crystal Clock Oscillator 7215, 7225, 7235



2111 Comprehensive Drive
Aurora, Illinois 60505
Phone: 630-851-4722
Fax: 630-851-5040
www.conwin.com

US Headquarters:
630-851-4722
European Headquarters:
+353-61-472221

XO

The Connor-Winfield models 7215, 7225, and 7235 are a 5 x 3.2mm, 5.0V HCMOS, Surface Mount, Fixed Frequency Crystal Oscillators (XO) designed for use in all applications requiring precision clocks. The RoHS compliant, surface mount package is designed for high-density mounting and is optimum for mass production.

Features:

1.8 to 50 MHz
5.0V Operation
RoHS Compliant
Tri-State Enable / Disable Function
Overall Frequency Tolerance:
7215 ± 25 ppm
7225 ± 50 ppm
7235 ± 100 ppm
Temperature Range: -40 to 85°C
Ceramic Surface Mount Package
Tape and Reel Packaging

Absolute Maximum Ratings

Parameter	Minimum	Nominal	Maximum	Units	Notes
Storage Temperature	-55	-	125	°C	
Supply Voltage (Vcc)	-0.5	-	7.0	Vdc	

Operating Specifications

Parameter	Minimum	Nominal	Maximum	Units	Notes
Frequency Range (Fo)	1.8	-	50	MHz	
Frequency Tolerance				ppm	1
7215	-25	-	25		
7225	-50	-	50		
7235	-100	-	100		
Operating Temp Range	-40	-	85	°C	
Supply Voltage (Vdd)	4.5	5.0	5.5	Vdc	
Supply Current (Icc)	-	-	45	mA	

Input Characteristics

Parameter	Minimum	Nominal	Maximum	Units	Notes
Enable Voltage - (Vih)	2.2	-	-	Vdc	2
Disable Voltage - (Vil)	-	-	0.8	Vdc	
Enable Time	-	-	100	nS	
Disable Time	-	-	100	nS	

HCMOS Output Characteristics

Parameter	Minimum	Nominal	Maximum	Units	Notes
Load	-	-	50	pF	
Voltage High (Voh)	4.50	-	-	Vdc	
Low (Vol)	-	-	0.55	Vdc	
Current High (Ioh)	-16	-	-	mA	
Low (Iol)	-	-	16	mA	
Duty Cycle at 50% of Vcc	40	50	60	%	
Rise / Fall Time 10% to 90%	-	-	5	nS	
Start-Up Time	-	-	10	mS	
Jitter	-	-	5	pS RMS	



Bulletin **Sm089**
Page **1 of 2**
Revision **01**
Date **20 June 2002**

Notes:

- Inclusive of calibration @ 25°C, frequency vs temperature stability, supply voltage change, load change, shock and vibration, 10 years aging.
- Oscillator output is enabled with no connection on pad 1



Package Characteristics

Package	Hermetically sealed ceramic package and metal cover
---------	---

Environmental Characteristics

Temperature Cycle	The specimen shall meet electrical characteristics after tested 5 cycles of -55°C / 30 minutes and +125°C / 30 minutes
Hermetical	No bubbles appear in Flourinert (FC-43) at 125°C ±5°C for 5 minutes
Solvent Resistance	Marking will withstand immersion in Isopropyl Alcohol or Trichloroethylene

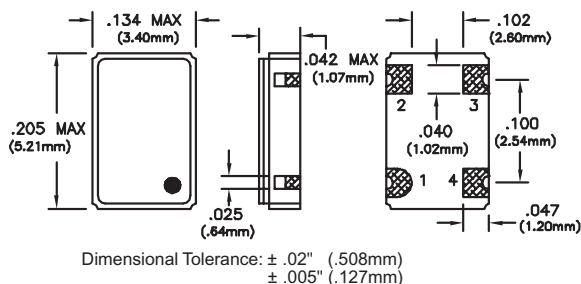
Soldering

General Conditions	260°C max x 10 sec max x 2 times max or 230°C max x 180 sec max x 1 time
Typical Operation Data	(Vapor phase reflow) 20 to 100 sec up to 215°C, 50 sec at 215°C, then down to room temperature per 1 to 5°C / sec

Mechanical Characteristics

Free Drop	The specimen shall meet electrical characteristics after tested 3 times, Free Drop testing on the hard wooden board from a height of 75 cm.
Vibration	The specimen shall meet electrical characteristics after tested by the following conditions: 10-55Hz 1.5mm Amplitude, 55-2000 Hz 20 G's, 2 hours for each plane
Thermal Shock	After applied Thermal Shock of 260°C max x 10 sec max x 2 times, or 230°C max x 180 sec max, the specimen shall meet electrical characteristics
Solderability	(EIAJ-RCX-0102.101 Condition 1a) 1) Flux: MIL-F-14256 (WW Rosin=25%, Isopropyl Alcohol = 75%) 2) Solder: QQ-S-571 (Sn = 63%, Pb = 37%) 3) Solder bath temperature: 235°C ±5°C 4) Depth of immersion: Up to electrical terminal 5) Immersing time: Within 2 sec ±0.5 sec into solder bath

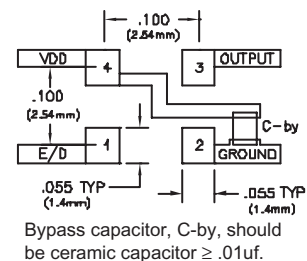
After performing the above procedures, a newly soldered coverage shall be greater than 90%



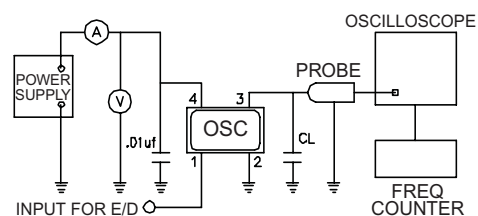
Pad Connection

- 1: Enable / Disable
- 2: Ground
- 3: Output
- 4: Vcc

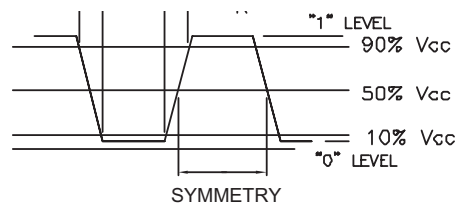
Suggested Pad Layout



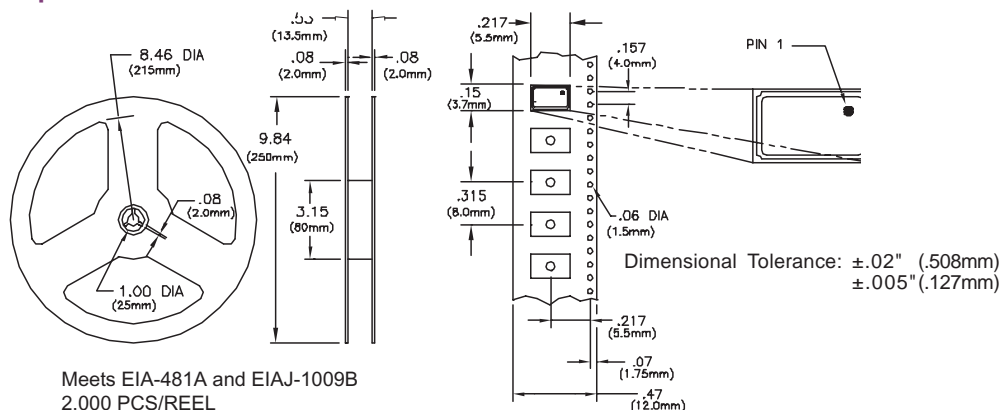
Test Circuit



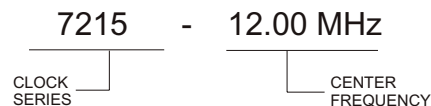
Output Waveform



Tape and Reel Dimensions



Ordering Information



Bulletin	Sm089
Page	2 of 2
Revision	01
Date	20 June 2002