



PRODUCT SPECIFICATION

Model No : CSLR-N502SB4-A0

Descriptions:	
■ LED Type	: Lighting LED Lamp
■ LED Package	: Round LED Lamp
■ Emitting Color	: Blue
■ Viewing Angle	: 15°
■ No Stopper	



CUSTOMER APPROVED SIGNATURES	APPROVED BY	CHECKED BY	PREPARED BY

CHINA SEMICONDUCTOR CORPORATION

Address: 2FL. NO.909, Chung-Cheng Road,
Chung-Ho City Taipei Hsien, Taiwan.

Tel: 886-2-2223-9696
Fax: 886-2-2223-9377

OPTO PLUS TECHNOLOGIES CO.,LTD

Address: 696 Shun jiang Rd., Ji Shan St. Shaoxing,
ZheJiang, China

Tel: 86-0575-88623888
Fax: 86-0575-88623112



Spec. No.	PS-LL-N502SB4-A0
Rev.	A

Model No : CSLR-N502SB4-A0

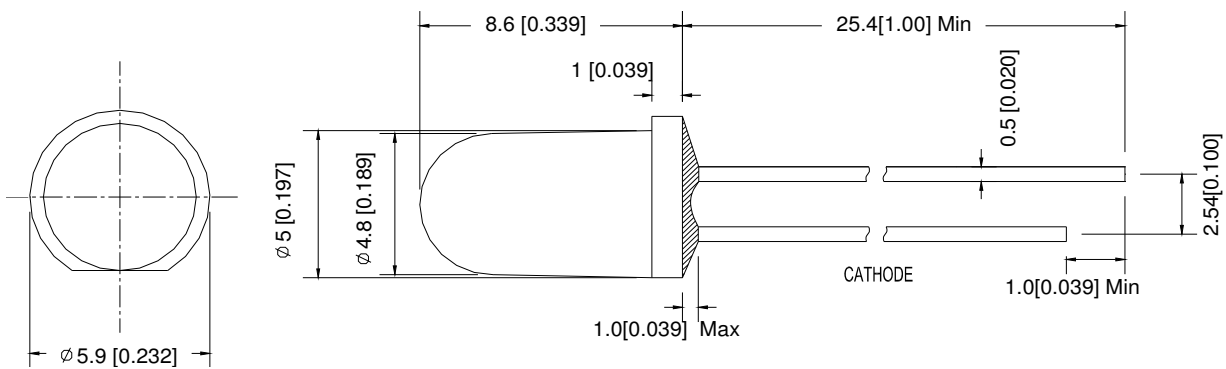
Features -

1. Low Power Consumption.
2. High Luminous Output
3. High Reliability and Solid Performance
4. Optimal Optical/Mechanical Design
5. Rohs Compliant

Device Selection Guide -

Part No.	Chip		LED Lens
	Material	Emitted Color	
CSLR-N502SB4-A0	InGaN	Blue	Water Transparent

Package Outline Dimensions -



* Tolerance : $\pm \frac{0.01}{0.25}$ Unit : $\pm \frac{\text{inch}}{\text{mm}}$



Model No : CSLR-N502SB4-A0

■ Absolute Maximum Rating -

(Ta=25°C)

Parameter	Symbol	Rating	Unit
Power Dissipation	Pd	76	mW
Forward Current (DC)	IF	30	mA
Peak Forward Current *	IFP	100	mA
Reverse Voltage	VR	5	V
Operating Temp.	Topr	-30 ~ +80	°C
Storage Temp.	Tstg	-40 ~ +100	°C
Lead Soldering Temperature	Tsol	Max. 260°C for 5 sec Max. (3mm from the epoxy body)	

* Pulse width ≤ 0.1 msec. duty $\leq 1/10$

■ Electro-optical Characteristics

(Ta=25°C)

Parameter	Symbol	Min.	Typ.	Max.	Unit	Condition
Forward Voltage	VF	-----	3.3	3.8	V	IF=20mA
Luminous Intensity	Iv	2300	5000	-----	mcd	
Dominant Wavelength	λD	-----	465	-----	nm	
Viewing Angle	$2\theta 1/2$	-----	15	-----	deg	
Reverse Current	IR	-----	-----	50	μA	VR=5V



Model No : CSLR-N502SB4-A0

■ Luminous Intensity Rank Limits ($I_f = 20mA$)

unit : mcd

Part No. Code	CSLR-N502SB4-A0	
	min.	max.
R	2300	3000
S	3000	3900
T	3900	5100
U	5100	6600
V	6600	8600

■ Dominant Wavelength Rank Limits ($I_f = 20mA$)

unit : nm

Part No. Code	CSLR-N502SB4-A0	
	min.	max.
B5	460	465
B6	465	470
B7	470	475

■ Forward Voltage Rank Limits ($I_f = 20mA$)

unit : v

Part No. Code	CSLR-N502SB4-A0	
	min.	max.
H	2.8	3.0
J	3.0	3.2
K	3.2	3.4
L	3.4	3.6
M	3.6	3.8

Notes:

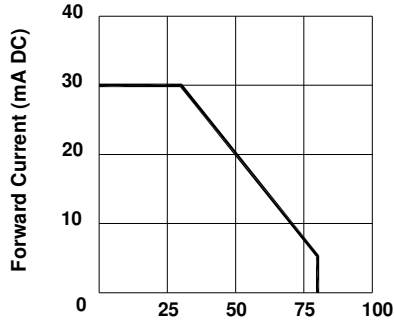
1. Tolerance of measurement of luminous intensity :±15%
2. Tolerance of measurement of Color Coordinates :±0.01
3. Tolerance of measurement of forward voltage :±0.05v
4. All data are measured by CSC's test equipment.
5. One delivery will include several color rank, VF rank and Iv ranks of the products.
6. The quantity-ratio of the ranks is decided by CSC.
7. Please confirm with CSC salesman,if your request different form standard specification.



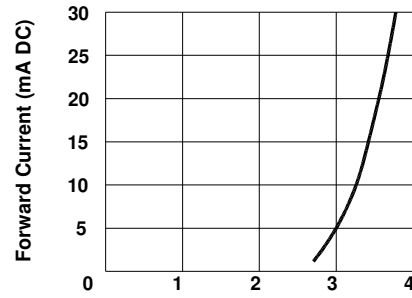
Model No : CSLR-N502SB4-A0

■ Typical Electrical / Optical Characteristics Curves -

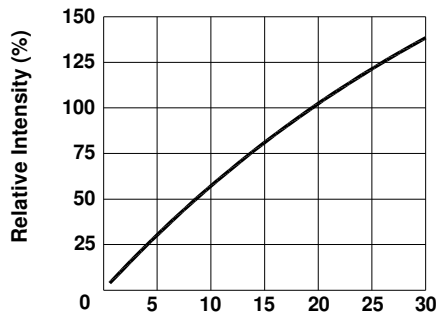
(Ta = 25°C Unless Otherwise Noted)



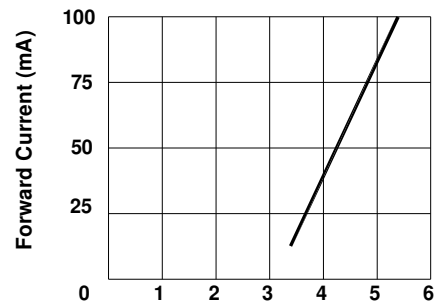
Ambient Temperature Ta (°C)
Fig 1. Forward Current
Vs. Ambient Temperature



Forward Voltage VF (V)
Fig 2. Forward Current
Vs. Forward Voltage



Forward Current IF (mA DC)
Fig 3. Relative Intensity
Vs. Forward Current



Forward Voltage (V)
Fig 4. Peak Forward Voltage
Vs. Forward Current
(100us test pulse, 1% duty cycle)

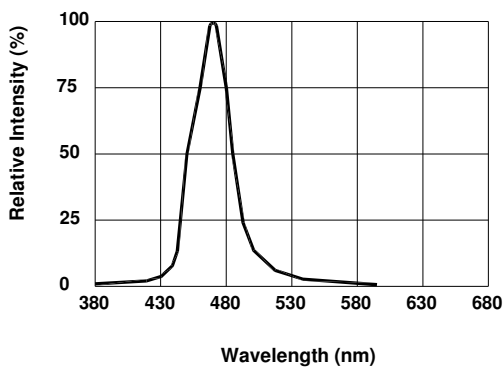


Fig 5. Relative Intensity Vs. Wavelength

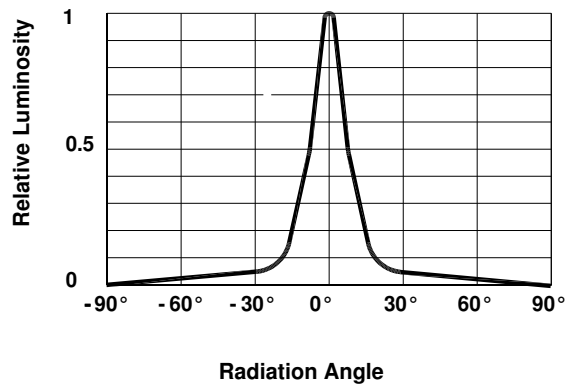


Fig 6. Relative Luminous Intensity vs. Radiation Angle

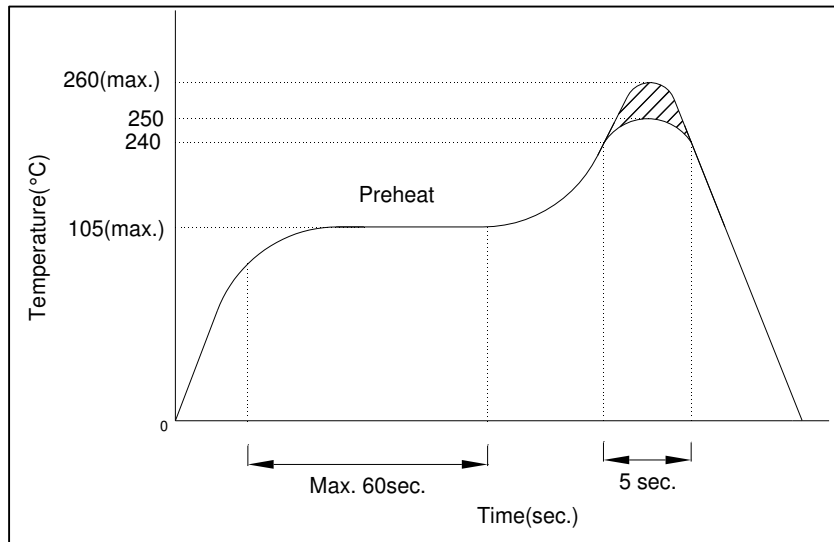


Model No : CSLR-N502SB4-A0

■ Precautions For Use -

1. Recommended Soldering conditions

Wave Soldering



2. Soldering Iron

Basic SPEC. is ≤ 5 sec. When 260°C . If temperature is higher, time should be shorter ($+10^{\circ}\text{C} \rightarrow -1$ sec.). Power dissipation of iron should be smaller than 15W, and temperature should be controllable. Surface temperature of the device should be under 230°C .

3. Static Electricity

a. Static electricity or surge voltage damages LEDs..

It is recommended that a wrist band or an anti-electrostatic glove be used when handling the LEDs.

b. All devices, equipment and machinery must be properly grounded. It is recommended that measures be taken against surge voltage to the equipment that mounts the LEDs.

Note: The specifications are subject to change without notice. Please contact us for updated information.