



# PRODUCT SPECIFICATION

**Model No : CSS-2318EG/2319EG**

Descriptions:
<ul style="list-style-type: none"> <li>■ 2.3 Inch Single Digit Display</li> <li>■ Emitting Color : Orange &amp; Yellow Green</li> </ul>



CUSTOMER APPROVED SIGNATURES	APPROVED BY	CHECKED BY	PREPARED BY

**CHINA SEMICONDUCTOR CORPORATION**  
Address: 2FL, NO.909, Chung-Cheng Road,  
Chung-Ho City Taipei Hsien, Taiwan.

Tel: 886-2-2223-9696  
Fax: 886-2-2223-9377

**OPTO PLUS TECHNOLOGIES CO.,LTD**  
Address: 696 Shun jiang Rd., Ji Shan St. Shaoxing,  
ZheJiang, China

Tel: 86-0575-88623888  
Fax: 86-0575-88623112



**Model No : CSS-2318EG/2319EG**

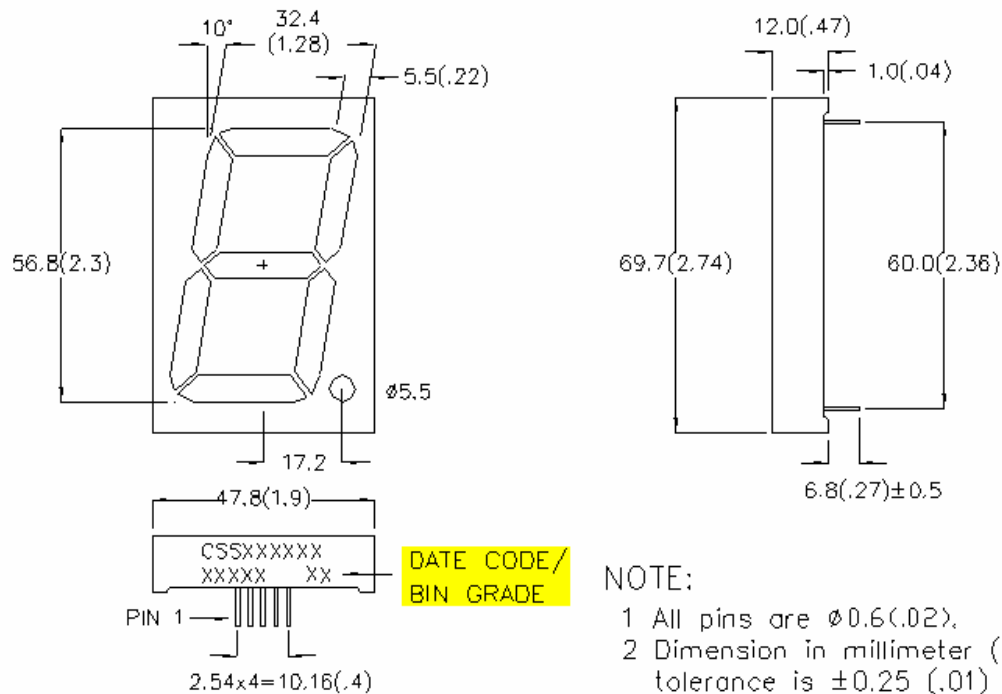
**Features -**

1. 2.3 inch (56.8mm) digit height.
2. Case mold type.
3. RoHS compliant.
4. Low power consumption.
5. Easy mounting on P.C. board or socket.

**Device Selection Guide -**

Part No.	Chip		Description
	Material	Emitted Color	
CSS-2318EG	GaAsP	Orange	Common Anode
	GaP	Yellow-Green	
CSS-2319EG	GaAsP	Orange	Common Cathode
	GaP	Yellow-Green	

**Mechanical Dimensions -**



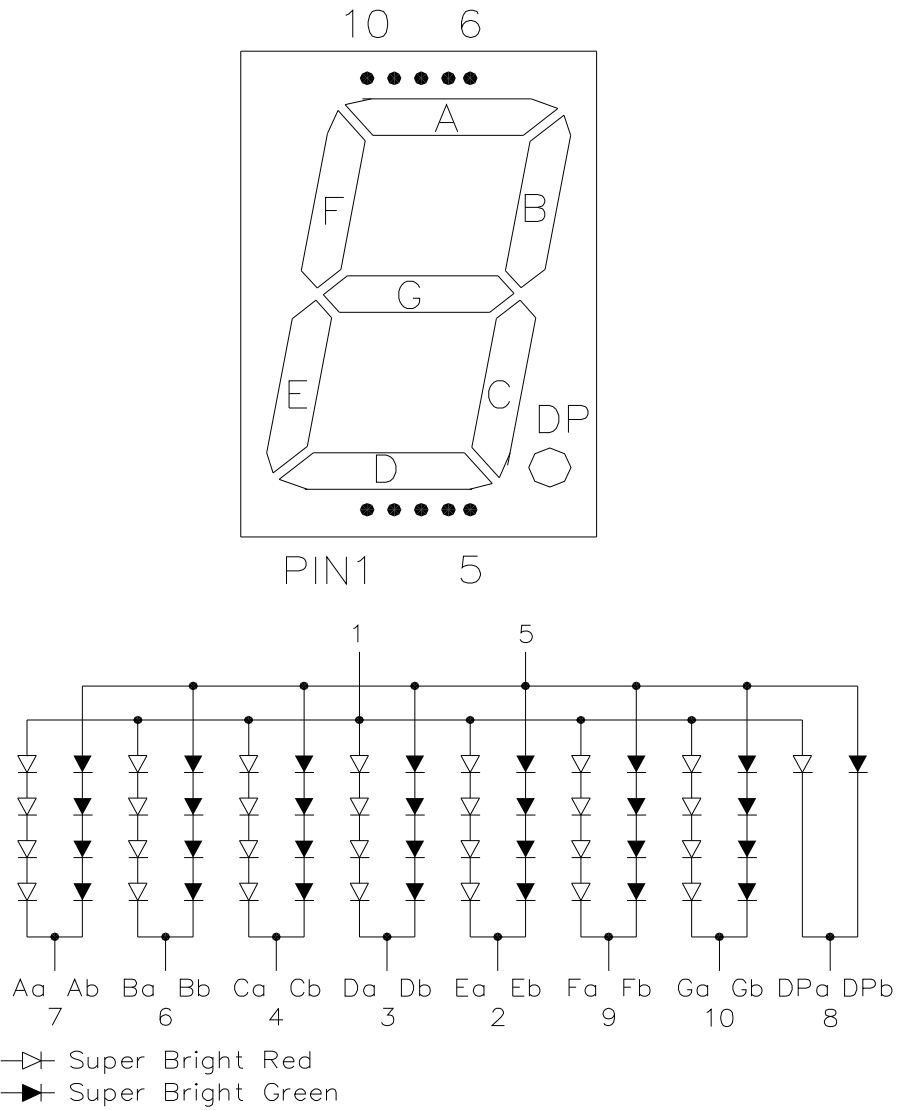
**NOTE:**

- 1 All pins are  $\phi 0.6 (.02)$ .
- 2 Dimension in millimeter (inch), and tolerance is  $\pm 0.25 (.01)$  unless otherwise noted.



Model No : CSS-2318EG/2319EG

Internal Circuit Diagrams -



CSS-2318 Common Anode  
(CSS-2319 Common Cathode.)



Model No : CSS-2318EG/2319EG

■ Absolute Maximum Rating -

(Ta=25°C)

Parameter	Symbol	Orange	Unit
Power Dissipation Per Dice	Pd	70	mW
Continuous Forward Current Per Dice	IAF	25	mA
Peak Current Per Dice	IPF	90	mA
Reverse Voltage Per Dice	VR	5	V
Operating Temperature	Topr	-35 ~ +85	°C
Storage Temperature	Tstg	-35 ~ +85	°C
Solder emperature 1/16 inch below seating plane for 3 seconds at 260°C			

■ Electro-optical Characteristics -

(Ta=25°C)

Parameter	Symbol	Min.	Typ.	Max.	Unit	Condition
Forward Voltage Per Segment	VF	-	4.0	5.6	V	IF=20mA
Luminous Intensity Per Dot	Iv	-	20	-	mcd	IF=10mA
Peak Emission Wavelength	$\lambda P$	-	632	-	nm	IF=20mA
Spectrum Radiation Bandwidth	$\Delta \lambda$	-	35	-	nm	IF=20mA
Reverse Current	IR	-	-	100	$\mu A$	VR=20V
Luminous Intensity Matching Ratio	IV-m	-	-	2:1		IF=20mA



Model No : CSS-2318EG/2319EG

■ Absolute Maximum Rating -

(Ta=25°C)

Parameter	Symbol	Yellow-Green	Unit
Power Dissipation Per Dice	Pd	70	mW
Continuous Forward Current Per Dice	IAF	25	mA
Peak Current Per Dice	IPF	90	mA
Reverse Voltage Per Dice	VR	5	V
Operating Temperature	Topr	-35 ~ +85	°C
Storage Temperature	Tstg	-35 ~ +85	°C
Solder emperature 1/16 inch below seating plane for 3 seconds at 260°C			

■ Electro-optical Characteristics -

(Ta=25°C)

Parameter	Symbol	Min.	Typ.	Max.	Unit	Condition
Forward Voltage Per Segment	VF	-	4.2	5.6	V	IF=20mA
Luminous Intensity Per Dot	Iv	-	25	-	mcd	IF=10mA
Peak Emission Wavelength	$\lambda P$	-	570	-	nm	IF=20mA
Spectrum Radiation Bandwidth	$\Delta \lambda$	-	30	-	nm	IF=20mA
Reverse Current	IR	-	-	100	$\mu A$	VR=20V
Luminous Intensity Matching Ratio	IV-m	-	-	2:1	-	IF=20mA



Model No : CSS-2318EG/2319EG

**Typical Electrical / Optical Characteristics Curves -Orange**  
(Ta = 25°C Unless Otherwise Noted)

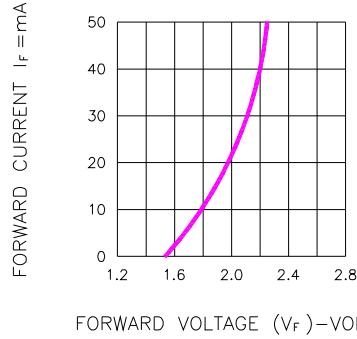


Fig.1 FORWARD CURRENT VS. FORWARD VOLTAGE

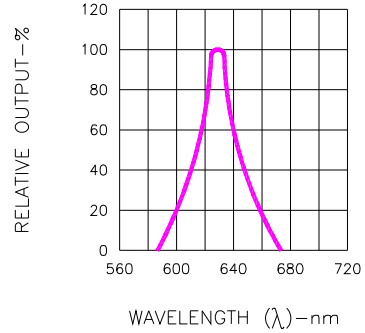


Fig.2 SPECTRAL RESPONSE

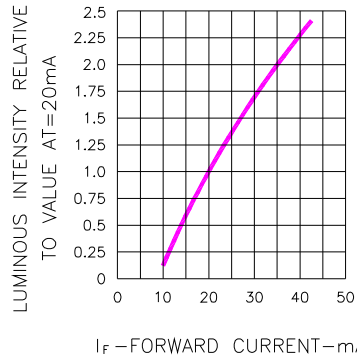


Fig.3 RELATIVE LUMINOUS INTENSITY VS. FORWARD CURRENT

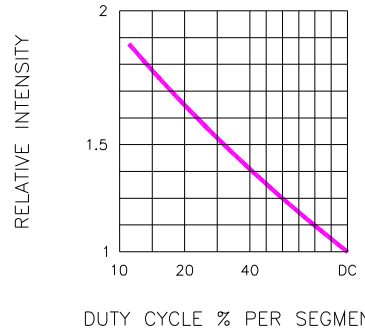


Fig.5 LUMINOUS INTENSITY VS. DUTY CYCLE

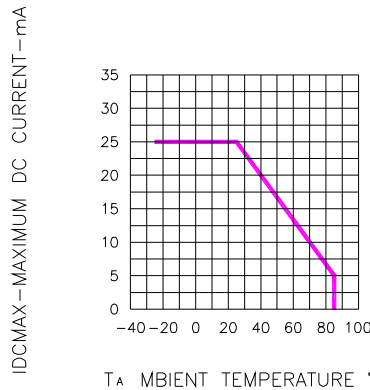


Fig.4 MAXIMUM ALLOWABLE DC CURRENT PER SEGMENT VS. A FUNCTION OF AMBIENT

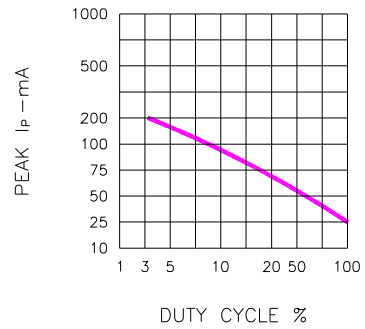


Fig.6 MAX PEAK CURRENT VS. DUTY CYCLE % (REFRESH RATE f=1 KHz)



**Model No : CSS-2318EG/2319EG**

**Typical Electrical / Optical Characteristics Curves -Yellow-Green  
(Ta = 25°C Unless Otherwise Noted)**

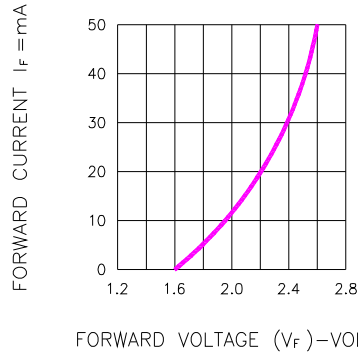


Fig.1 FORWARD CURRENT VS. FORWARD VOLTAGE

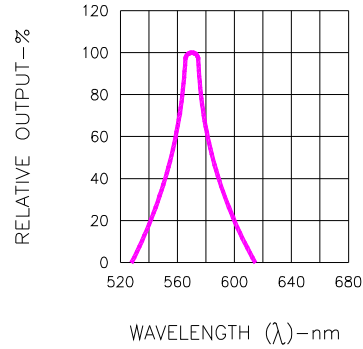


Fig.2 SPECTRAL RESPONSE

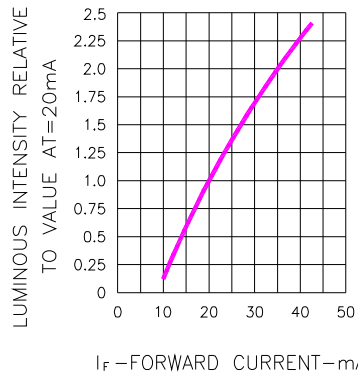


Fig.3 RELATIVE LUMINOUS INTENSITY VS. FORWARD CURRENT

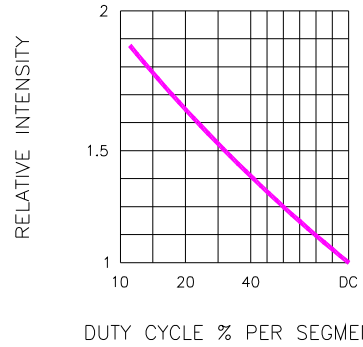


Fig.5 LUMINOUS INTENSITY VS. DUTY CYCLE

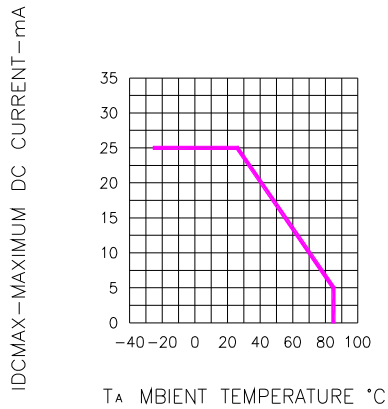


Fig.4 MAXIMUM ALLOWABLE DC CURRENT PER SEGMENT VS. A FUNCTION OF AMBIENT TEMPERATURE

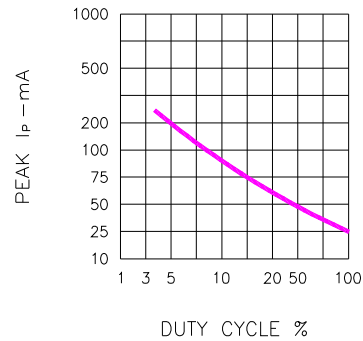
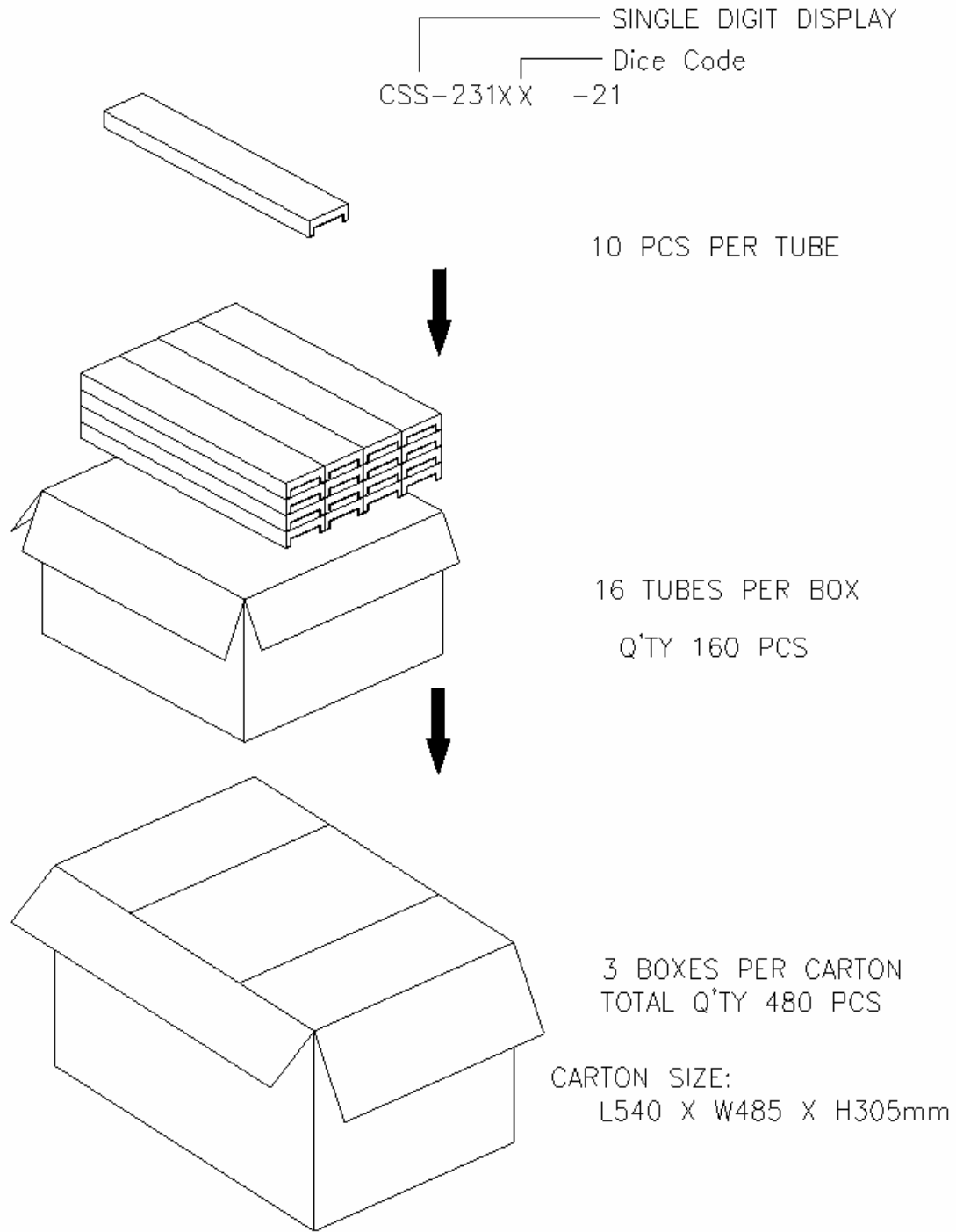


Fig.6 MAX PEAK CURRENT VS. DUTY CYCLE % (REFRESH RATE f = 1 KHz)



Model No : CSS-2318EG/2319EG

■ Package Dimensions



Note: The specifications are subject to change without notice. Please contact us for updated informa