


CTLL2012 Series

From 1.5 nH to 470 nH

ENGINEERING KIT #6



CHARACTERISTICS

Description: Ceramic core, multi-layer chip inductor for high frequency applications

Applications: Portable telephones, PMS, pages and miscellaneous high frequency circuits

Operating Temperature: -40°C to +100°C

Inductance Tolerance: ±0.3nH, ±5% & ±10%

Testing: Inductance and Q are tested on an HP4286A at specified frequency

Packaging: Tape & Reel

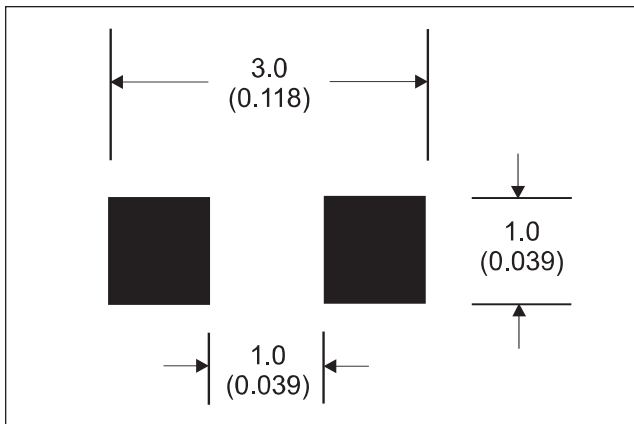
Marking: Reels marked with inductance code and tolerance

Miscellaneous: RoHS Compliant available. Other values available.

Additional Information: Additional electrical & physical information available upon request

Samples available. See website for ordering information.

PAD LAYOUT

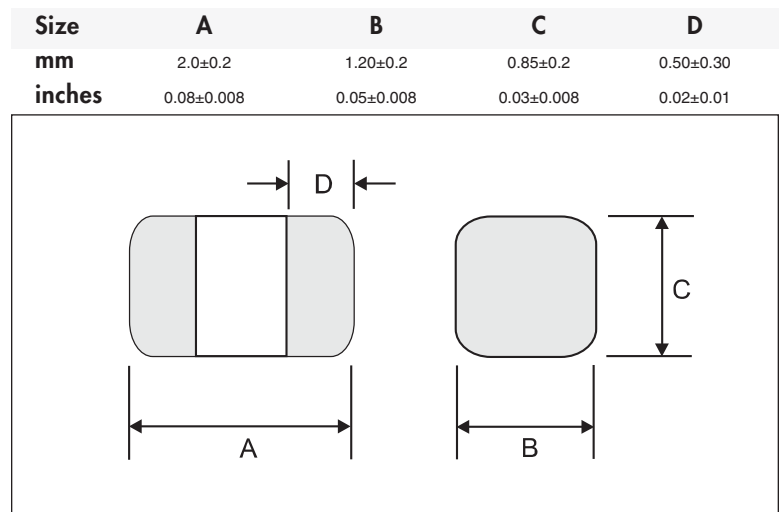


SPECIFICATIONS

Please specify tolerance code when ordering.
 CTLL2012-3N3_ ← S = ±0.3nH, J = ±5%, K = ±10%
 * S or K only **J or K only
 CTLL2012E Please specify "F" for RoHS Compliant

Part Number	Inductance (nH)	L Test Freq. (MHz)	Q Factor Min.	Q Test Freq. (MHz)	SRF Typ. (MHz)	DCR Max. (Ω)	Rated DC (mA)
CTLL2012-1N5S	1.5	100	10	100	>6000	.10	300
CTLL2012-1N8S	1.8	100	10	100	>6000	.10	300
CTLL2012-2N2S	2.2	100	10	100	>6000	.10	300
CTLL2012-2N7S	2.7	100	12	100	>6000	.12	300
CTLL2012-3N3_*	3.3	100	12	100	>6000	.13	300
CTLL2012-3N9_*	3.9	100	12	100	5600	.15	300
CTLL2012-4N7_*	4.7	100	12	100	5500	.20	300
CTLL2012-5N6_*	5.6	100	12	100	4700	.23	300
CTLL2012-6N8_**	6.8	100	15	100	3900	.25	300
CTLL2012-8N2_**	8.2	100	15	100	3200	.28	300
CTLL2012-10N_**	10	100	15	100	3100	.30	300
CTLL2012-12N_**	12	100	15	100	2800	.35	300
CTLL2012-15N_**	15	100	15	100	2400	.40	300
CTLL2012-18N_**	18	100	15	100	2100	.45	300
CTLL2012-22N_**	22	100	15	100	2000	.50	300
CTLL2012-27N_**	27	100	15	100	1800	.55	300
CTLL2012-33N_**	33	100	15	100	1700	.60	300
CTLL2012-39N_**	39	100	18	100	1400	.65	300
CTLL2012-47N_**	47	100	18	100	1200	.70	300
CTLL2012-56N_**	56	100	18	100	1000	.75	300
CTLL2012-68N_**	68	100	18	100	900	.80	300
CTLL2012-82N_**	82	100	18	100	900	.85	300
CTLL2012_-R10_**	100	100	18	100	700	.90	300
CTLL2012_-R12_**	120	50	13	50	600	.95	300
CTLL2012_-R15_**	150	50	13	50	500	1.0	300
CTLL2012_-R18_**	180	50	13	50	430	1.1	300
CTLL2012_-R22_**	220	50	12	50	400	1.2	300
CTLL2012_-R27_**	270	50	12	50	340	1.3	300
CTLL2012_-R33_**	330	50	12	50	320	1.5	300
CTLL2012_-R39_**	390	50	10	50	270	1.6	300
CTLL2012_-R47_**	470	50	10	50	250	1.8	300

PHYSICAL DIMENSIONS



03.16.05