

# FVTC

## Three Phase One Stage Filter for Motor Drive Applications

### General Specifications

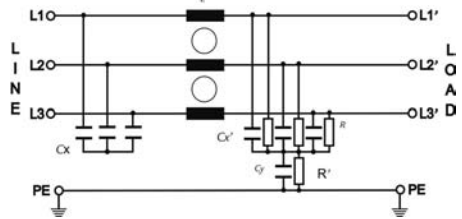
- Maximum operating voltage: 520 Vac
- Operating frequency: DC - 60Hz
- Hipot test voltage:  
L/N->PE: 3000 Vdc 2s  
L->N: 2250 Vdc 2s
- Application class: HPF Acc. TO DIN 40040  
(-25°C/+85°C/95% RH, 30d)
- Flammability class: UL 94 V2



### Three Phase One stage

For industrial motor drive applications  
Protective covers as optional accessory  
Compact size

### Electrical schematic



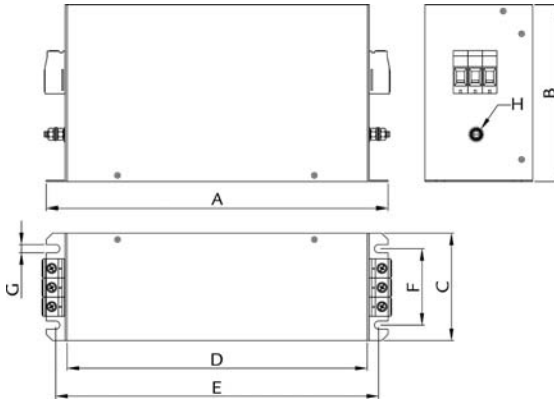
### Product List

Type	Rated Current (A) @ 50 °c	Typical drive Power rating (KW)	Leakage Current 400VAC / 50Hz (mA)	Power Losses (W)	Connection	Weight (Kg)
FVTC-010B	10	5.5	26.4	2.4	Terminal block 6 mm <sup>2</sup> / AWG 8	0.5
FVTC-020B	20	11	26.4	4.1	Terminal block 10 mm <sup>2</sup> / AWG 6	0.6
FVTC-035B	35	22	29.4	6.8	Terminal block 16 mm <sup>2</sup> / AWG 4	0.8
FVTC-050B	50	30	29.4	12.8	Terminal block 25 mm <sup>2</sup> / AWG 2	1.3
FVTC-065B	65	37	29.4	13.5	Terminal block 25 mm <sup>2</sup> / AWG 2	1.5
FVTC-080B	80	45	29.4	13.5	Terminal block 50mm <sup>2</sup> / AWG 0	2.5
FVTC-100B	100	55	29.4	17.1	Terminal block 95 mm <sup>2</sup> / AWG 000	3
FVTC-150P	150	75	59.5	7.5	Bus Bar 20x3,ø9	7
FVTC-200P	200	110	59.5	13.2	Bus Bar 20x3,ø9	7
FVTC-250P	250	132	59.5	20.6	Bus Bar 20x3,ø9	7
FVTC-320P	320	160	59.5	12.2	Bus Bar 25x6,ø11	7.5
FVTC-400P	400	220	59.5	19.2	Bus Bar 25x6,ø11	7.5
FVTC-600P	600	315	59.5	35.6	Bus Bar 25x6,ø11	8
FVTC-800P	800	400	59.5	51.8	Bus Bar 40x8,ø13.5	18
FVTC-1000P	1000	560	59.5	81	Bus Bar 40x8,ø13.5	18

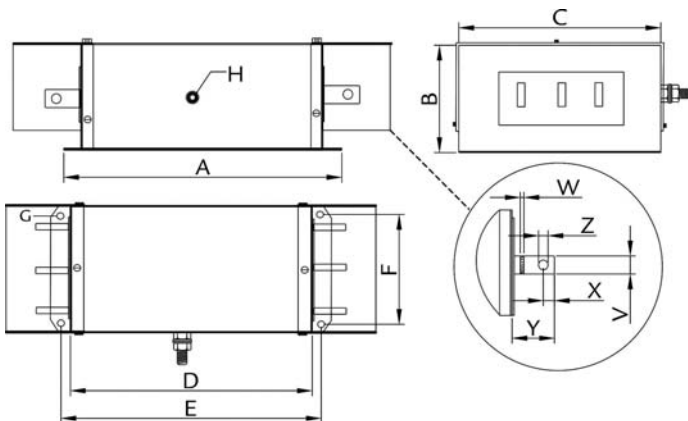
# FVTC

## Three Phase One Stage Filter for Motor Drive Applications

Mechanical dimensions (mm)



	10A	20 A	35 A	50 A	65 A	80 A	100 A	150 A	200 A	250 A	320 A	400 A	600 A	800 A	1000 A
<b>A</b>	150	150	160	170	170	200	230	300	300	300	300	300	300	370	370
<b>B</b>	58	58	68	80	80	90	90	86	86	86	86	86	86	125	125
<b>C</b>	58	58	70	85	85	95	95	200	200	200	200	200	200	190	190
<b>D</b>	120	120	130	140	140	170	200	240	240	240	240	240	240	310	310
<b>E</b>	132.5	132.5	142.5	152.5	152.5	182.5	212.5	275	275	275	275	275	275	345	345
<b>F</b>	42	42	50	65	65	75	75	165	165	165	165	165	165	155	155
<b>G</b>	4.5	4.5	5.5	5.5	5.5	5.5	5.5	Ø11	Ø11	Ø11	Ø11	Ø11	Ø11	Ø11	Ø11
<b>H</b>	M4	M4	M6	M6	M6	M8	M8	M10	M10	M10	M10	M10	M10	M12	M12
<b>V</b>								20	20	20	25	25	25	40	40
<b>W</b>								3	3	3	6	6	8	8	8
<b>X</b>								10	10	10	12,5	12,5	12,5	20	20
<b>Y</b>								37	37	37	37	37	37	47	47
<b>Z</b>								Ø9	Ø9	Ø9	Ø11	Ø11	Ø11	Ø13.5	Ø13.5

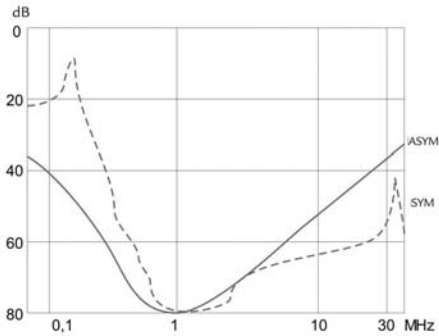


# FVTC

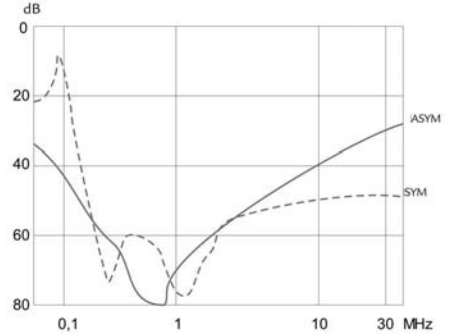
## Three Phase One Stage Filter for Motor Drive Applications

Insertion Loss — ASYM  
 - - - SYM

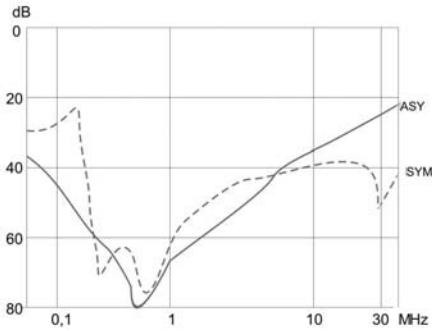
10 &amp; 20A



35 ~ 65A



80 &amp; 100A



150 ~ 1000 A

