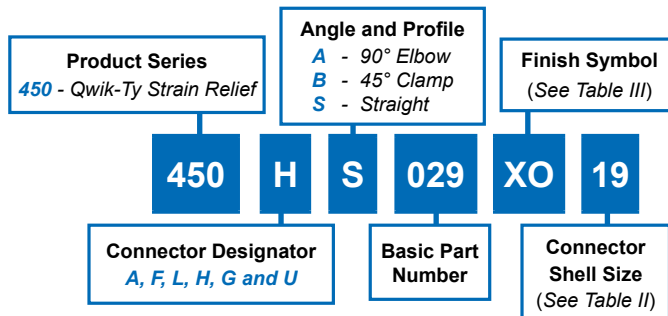




# 450-029 Composite Qwik-Ty® Strain-Relief with Self-Locking Rotatable Coupling Straight, 45° and 90°

A

CONNECTOR DESIGNATOR:	
<b>A</b>	MIL-DTL-5015, -26482 Series II, and -83723 Series I and III
<b>F</b>	MIL-DTL-38999 Series I, II
<b>L</b>	MIL-DTL-38999 Series 1.5 (JN1003)
<b>H</b>	MIL-DTL-38999 Series III and IV
<b>G</b>	MIL-DTL-28840
<b>U</b>	DG123 and DG123A
<b>SELF-LOCKING</b>	
<b>ROTATABLE COUPLING</b>	
<b>LOW PROFILE</b>	

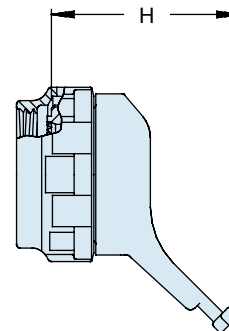
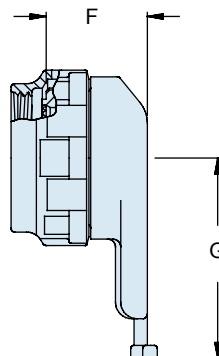
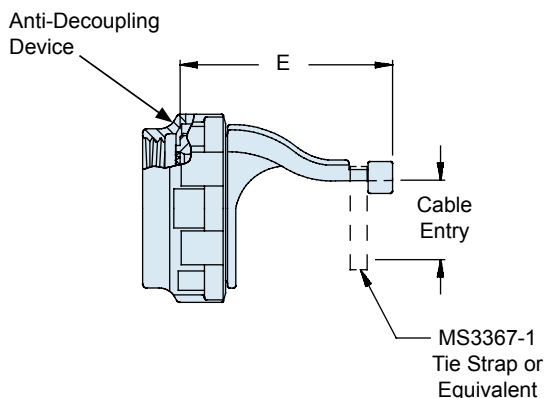


**NOTES**

- Metric dimensions (mm) are in parenthesis and are for reference only.
- See Table I in Intro for front-end dimensional details.

**TABLE III: FINISH**

Symbol	Finish Description
XB	No Plating - Black Material
XO	No Plating - Brown Material



**TABLE II: CONNECTOR SHELL SIZE ORDER NUMBER**

Shell Size For Connector Designator*					E	E	F	G	H	Cable Entry
A	F/L	H	G	U	Code A,F,H Max	Code G,U Max	Max	Max	Max	Max
08	08	09	-	-	1.14 (29.0)	-	.75 (19.0)	1.22 (31.0)	1.14 (29.0)	.25 (6.4)
10	10	11	-	08	1.14 (29.0)	1.30 (33.0)	.75 (19.0)	1.29 (32.8)	1.14 (29.0)	.38 (9.7)
12	12	13	11	10	1.20 (30.5)	1.36 (34.5)	.75 (19.0)	1.62 (41.1)	1.14 (29.0)	.50 (12.7)
14	14	15	13	12	1.38 (35.1)	1.54 (39.1)	.75 (19.0)	1.66 (42.2)	1.64 (41.7)	.63 (16.0)
16	16	17	15	14	1.38 (35.1)	1.54 (39.1)	.75 (19.0)	1.72 (43.7)	1.64 (41.7)	.75 (19.1)
18	18	19	17	16	1.44 (36.6)	1.69 (42.9)	.75 (19.0)	1.72 (43.7)	1.74 (44.2)	.81 (21.8)
20	20	21	19	18	1.57 (39.9)	1.73 (43.9)	.75 (19.0)	1.79 (45.5)	1.74 (44.2)	.94 (23.9)
22	22	23	-	20	1.69 (42.9)	1.91 (48.5)	.75 (19.0)	1.85 (47.0)	1.74 (44.2)	1.06 (26.9)
24	24	25	23	22	1.83 (46.5)	1.99 (50.5)	.75 (19.0)	1.91 (48.5)	1.95 (49.5)	1.19 (30.2)
28	-	-	25	24	1.99 (50.5)	2.15 (54.6)	.75 (19.0)	2.07 (52.6)	n/a	1.38 (35.1)