


## EP9531G-X

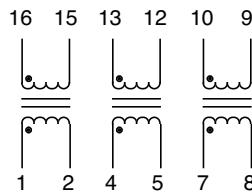


- Designed for IEEE 802.3 and ECMA Requirements
- Low Profile 16 Pin DIP & SMD Packages available
- Hipot : 2000 Vrms  
(in compliance with LAN's Safety Requirements)

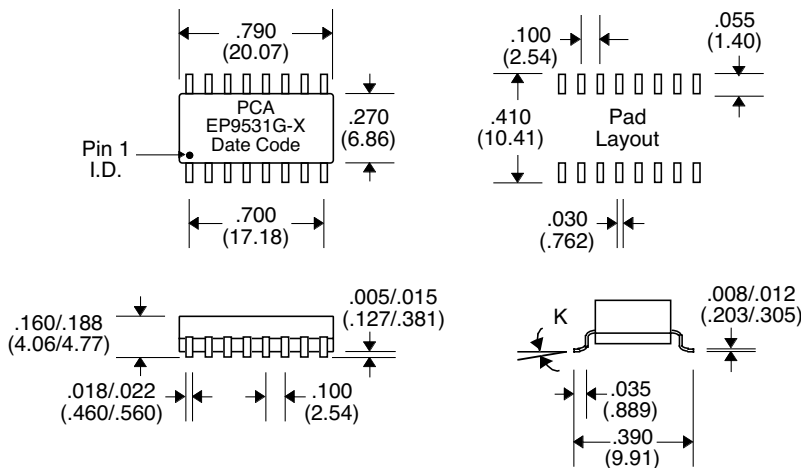
### Electrical Parameters @ 25° C

PCA Part Number	OCL ( $\mu$ H)	Interwinding Capacitance (pF Max.)	Leakage Inductance ( $\mu$ H Max.)	Et-Constant (V- $\mu$ Sec. Typ.)	Rise Time (nS Max.)	DCR ( $\Omega$ Max.)
EP9531G-1	25 $\pm$ 25%	5	0.15	2.0	3.0	0.15
EP9531G-2	30 $\pm$ 20%	5	0.15	2.0	3.0	0.15
EP9531G-3	35 $\pm$ 20%	6	0.15	2.2	3.0	0.20
EP9531G-4	50 $\pm$ 20%	7	0.20	2.2	3.0	0.20
EP9531G-5	75 $\pm$ 20%	8	0.20	2.5	3.0	0.25
EP9531G-6	100 $\pm$ 20%	9	0.25	2.5	3.0	0.30
EP9531G-7	125 $\pm$ 20%	10	0.25	3.0	3.0	0.30
EP9531G-8	150 $\pm$ 20%	11	0.25	3.0	3.0	0.40
EP9531G-9	175 $\pm$ 20%	12	0.25	3.5	3.5	0.50
EP9531G-10	200 $\pm$ 20%	13	0.30	3.5	3.5	0.50
EP9531G-11	250 $\pm$ 20%	14	0.35	4.0	4.0	0.60
EP9531G-12	300 $\pm$ 30%	15	0.35	4.0	4.0	0.60
EP9531G-13	350 $\pm$ 20%	16	0.35	4.5	4.0	0.65
EP9531G-15	335 $\pm$ 25%	16	0.35	4.5	4.0	0.65

### Schematic



### Package



Unless Otherwise Specified Dimensions are in Inches /mm  $\pm$ .010 /.25