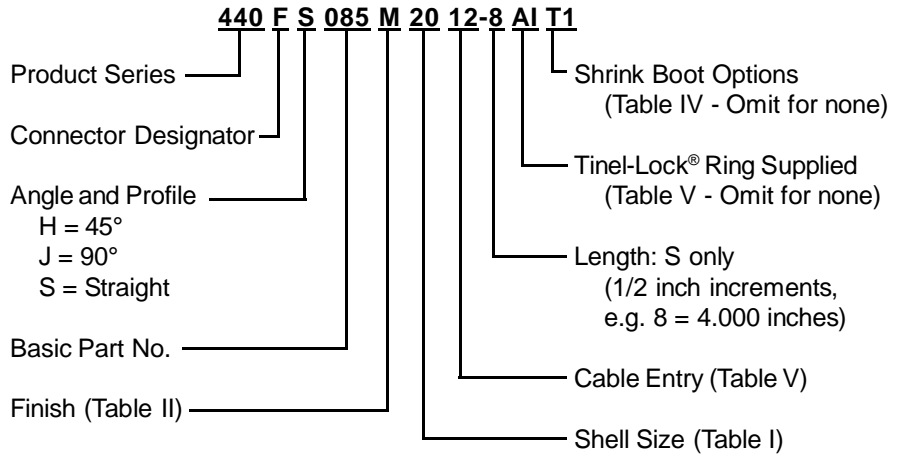
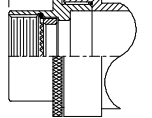


**CONNECTOR DESIGNATORS**  
**A-B\*-C-D-E-F**  
**G-H-J-K-L-S**  
 \* Conn. Desig. B See Note 7  
**DIRECT COUPLING**

**FOR TINEL-LOCK® RING TERMINATIONS**

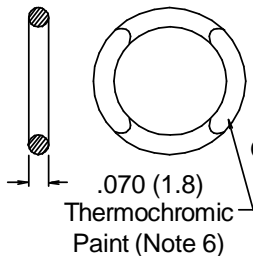
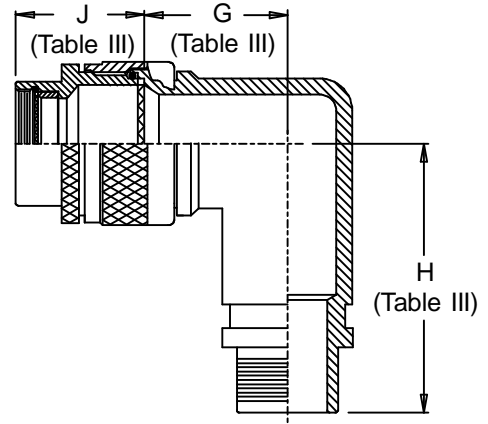
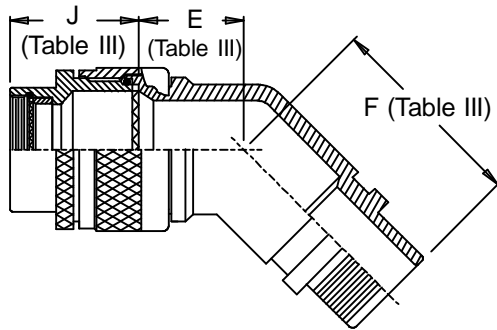
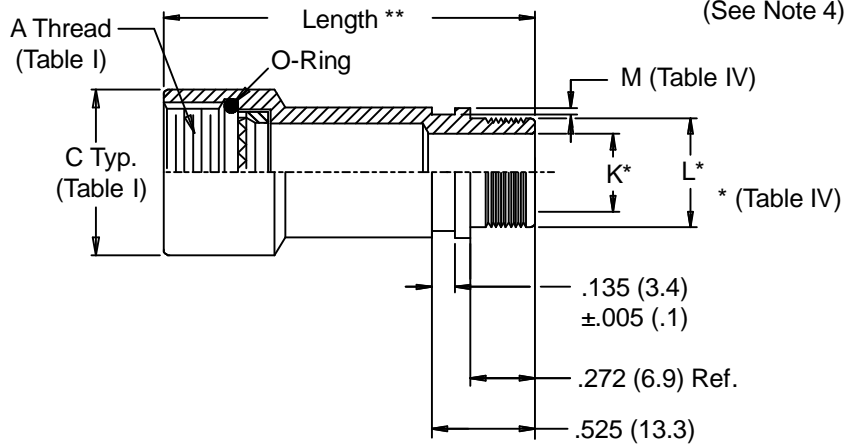


Length ± .060 (1.52)  
 Min. Order Length 2.0 Inch  
 (See Note 4)



**STYLE 2 (STRAIGHT)**  
 See Note 1)

\*\* Length ± .060 (1.52)  
 Min. Order Length 1.5 inch  
 (See Note 4)



**Tinel-Lock® Ring Option** (See Table V)

Tinel-Lock® is a registered trademark of Tyco

**440-085**  
**EMI/RFI Tinel-Lock® Ring Adapter**  
**Rotatable Coupling - Standard Profile**



See inside back cover fold-out or pages 13 and 14 for Tables I and II.

**TABLE III: FRONT ADAPTER**

Shell Size	J Max - Conn. Designator		
	A-E-F		
	J-H-L-S	D-B-G-K	C
08/09	1.180 (30.0)	1.250 (31.8)	
10/11	1.180 (30.0)	1.250 (31.8)	
12/13	1.180 (30.0)	1.250 (31.8)	1.735 (44.1)
14/15	1.180 (30.0)	1.250 (31.8)	1.915 (48.6)
16/17	1.380 (35.0)	1.560 (39.6)	1.915 (48.6)
18/19	1.380 (35.0)	1.560 (39.6)	1.915 (48.6)
20/21	1.380 (35.0)	1.560 (39.6)	1.915 (48.6)
22/23	1.380 (35.0)	1.560 (39.6)	1.915 (48.6)
24/25	1.380 (35.0)	1.560 (39.6)	1.915 (48.6)
28/29	1.610 (40.9)	1.560 (39.6)	1.915 (48.6)
32/33	1.610 (40.9)	1.750 (44.5)	1.915 (48.6)
36	1.610 (40.9)	1.750 (44.5)	1.915 (48.6)
40	1.610 (40.9)	2.190 (55.6)	1.915 (48.6)

**TABLE IV: ELBOW DIMENSIONS**

Dash No.(s)	E Max	F Max	G Max	H Max
04	.64 (16.3)	.89 (22.6)	.75 (19.1)	1.00 (25.4)
05	.66 (16.8)	.92 (23.4)	.81 (20.6)	1.06 (26.9)
06	.66 (16.8)	.92 (23.4)	.81 (20.6)	1.06 (26.9)
07	.69 (17.5)	.94 (23.9)	.87 (22.1)	1.12 (28.4)
08	.69 (17.5)	.94 (23.9)	.87 (22.1)	1.12 (28.4)
10	.73 (18.5)	.99 (25.1)	.98 (24.9)	1.25 (31.8)
12	.75 (19.1)	1.00 (25.4)	1.02 (25.9)	1.27 (32.3)
14	.77 (19.6)	1.02 (25.9)	1.08 (27.4)	1.33 (33.8)
16	.80 (20.3)	1.06 (26.9)	1.14 (29.0)	1.41 (35.8)
18	.82 (20.8)	1.09 (27.7)	1.20 (30.5)	1.48 (37.6)
20	1.04 (26.4)	1.26 (32.0)	1.48 (37.6)	1.72 (43.7)

**TABLE V: CABLE ENTRY**

Dash No.	K I.D.	L Dia Max	M		Shrink Boot Option T1*	Shrink Boot Option T2*	Tinel-Lock® Ring Entry Size
			+ .008	(.2)			
04	.250 (6.4)	.375 (9.5)	.044	(1.1)	202K121-25-0	202K121-100-0	04
05	.312 (7.9)	.437 (11.1)	.044	(1.1)	202K132-25-0	202K132-100-0	05
06	.375 (9.5)	.500 (12.7)	.044	(1.1)	202K132-25-0	202K132-100-0	06
07	.437 (11.1)	.562 (14.3)	.044	(1.1)	202K142-25-0	202K142-100-0	07
08	.500 (12.7)	.625 (15.9)	.044	(1.1)	202K142-25-0	202K142-100-0	08
10	.625 (15.9)	.750 (19.1)	.044	(1.1)	202K153-25-0	202K153-100-0	10
12	.750 (19.1)	.875 (22.2)	.044	(1.1)	202K153-25-0	202K153-100-0	12
14	.875 (22.2)	1.000 (25.4)	.069	(1.8)	202K163-25-0	202K163-100-0	14
16	1.000 (25.4)	1.125 (28.6)	.069	(1.8)	202K163-25-0	202K163-100-0	16
18	1.125 (28.6)	1.250 (31.8)	.069	(1.8)	202K174-25-0	202K174-100-0	18
20	1.250 (31.8)	1.375 (34.9)	.069	(1.8)	202K174-25-0	202K174-100-0	20

\* Raychem Shrink Boot and Epoxy/Polyamide Two Part Adhesive Paste (S1125) Supplied with "T1" Option (See Part Number Development)

\*\* Raychem Shrink Boot and Hot-Melt/Polyolyfin Adhesive Supplied with "T2" Option (See Part Number Development) - This is a Halogen Free System

- When maximum cable entry (page 22) is exceeded, Style 2 will be supplied. (Function S only).
- Metric dimensions (mm) are indicated in parentheses.
- Interface O-Ring not supplied with Connector Designator A.
- Consult factory for shorter lengths on straight backshells.
- See page 40 for Shrink Boot Reference Information.
- The Tinel-Lock® ring designator must be specified according to the type of cable braid used. Tinel-Lock® rings are marked with thermochromic paint which changes color when the correct installation temperature is reached. BI rings are identified with a red spot. CI rings are identified with a blue spot.
- When using Connector Designator B refer to pages 18 and 19 for part number development.

**TABLE V: TINEL-LOCK® RING**

Braid Type	Ring Designator
Single Layer 36 AWG	AI
Single Layer 34 AWG	AI
Single Layer 32 AWG	BI
Single Layer 30 AWG	BI
Double Layer 36 AWG	BI
Double Layer 34 AWG	BI
Double Layer 32 AWG	CI