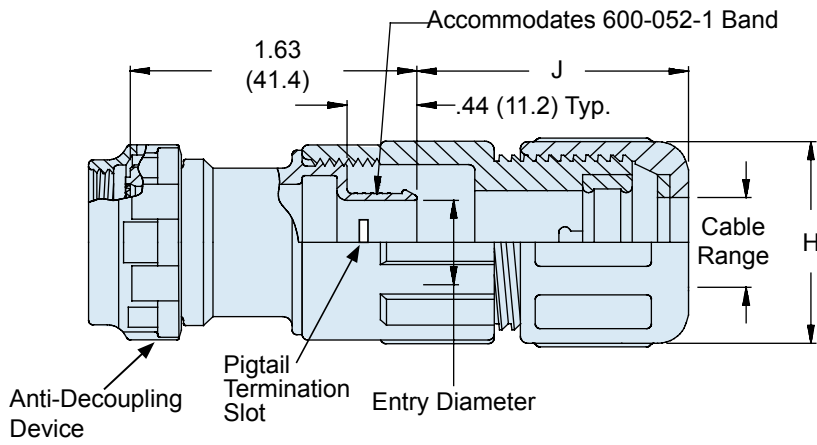
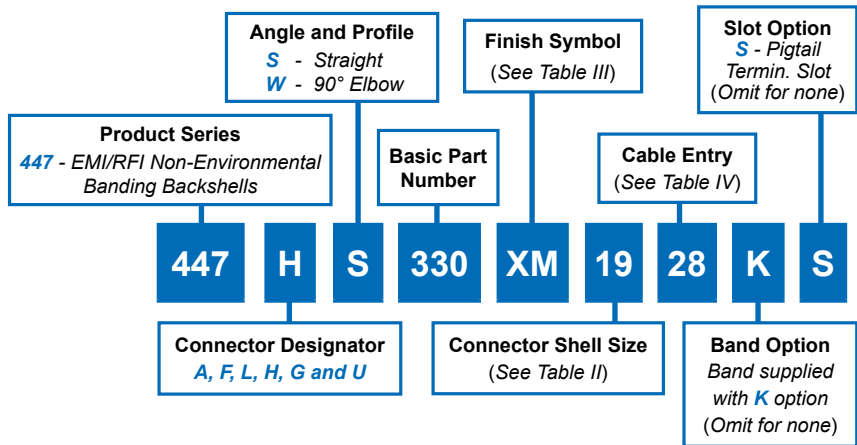




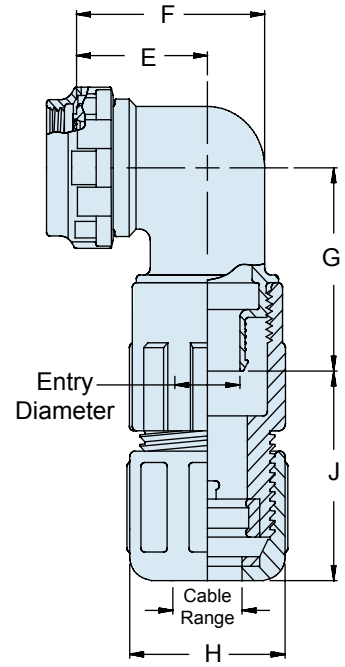
# 447-330 Composite Non-Environmental EMI/RFI Band-in-a-Can Backshell with Qwik-Clamp Strain-Relief and Self-Locking Rotatable Coupling

**A**

CONNECTOR DESIGNATOR:	
<b>A</b>	MIL-DTL-5015, -26482 Series II, and -83723 Series I and III
<b>F</b>	MIL-DTL-38999 Series I, II
<b>L</b>	MIL-DTL-38999 Series 1.5 (JN1003)
<b>H</b>	MIL-DTL-38999 Series III and IV
<b>G</b>	MIL-DTL-28840
<b>U</b>	DG123 and DG123A
<b>SELF-LOCKING</b>	
<b>ROTATABLE COUPLING</b>	
<b>STANDARD PROFILE</b>	



**US PATENT 5211576**



- NOTES**
- Metric dimensions (mm) are in parenthesis and are for reference only.
  - Coupling nut supplied unplated.
  - See Table I in Intro for front-end dimensional details.

447-330

**Composite Non-Environmental EMI/RFI  
Band-in-a-Can Backshell with Qwik-Clamp Strain-Relief  
and Self-Locking Rotatable Coupling**



Composite Backshells

A

TABLE II: CONNECTOR SHELL SIZE

Shell Size For					E	F	G	Max Entry
Connector Designator*								
A	F/L	H	G	U	±.06 (1.5)	±.09 (2.3)	±.09 (2.3)	Dash No**
08	08	09	-	-	.69 (17.5)	.88 (22.4)	1.19 (30.2)	08
10	10	11	-	08	.75 (19.1)	1.00 (25.4)	1.25 (31.8)	12
12	12	13	11	10	.81 (20.6)	1.13 (28.7)	1.31 (33.3)	16
14	14	15	13	12	.88 (22.4)	1.31 (33.3)	1.38 (35.1)	20
16	16	17	15	14	.94 (23.9)	1.38 (35.1)	1.44 (36.6)	24
18	18	19	17	16	.97 (24.6)	1.44 (36.6)	1.47 (37.3)	28
20	20	21	19	18	1.06 (26.9)	1.63 (41.4)	1.56 (39.6)	32
22	22	23	-	20	1.13 (28.7)	1.75 (44.5)	1.63 (41.4)	36
24	24	25	23	22	1.19 (30.2)	1.88 (47.8)	1.69 (42.9)	40
28	-	-	25	24	1.34 (34.0)	2.13 (54.1)	1.78 (45.2)	44

\*\*Consult factory for additional entry sizes available.

TABLE III: FINISH

Symbol	Finish Description
XM	2000 Hour Corrosion Resistant Electroless Nickel
XMT	2000 Hour Corrosion Resistant Ni-PTFE, Nickel-Fluorocarbon Polymer. <i>1000 Hour Grey™</i>
XW	2000 Hour Corrosion Resistant Cadmium/Olive Drab over Electroless Nickel

TABLE IV: CABLE ENTRY

Entry Code	H		J		Entry Dia.	Cable Range	
	±.06 (1.5)	±.06 (1.5)	±.06 (1.5)	±.06 (1.5)		Minimum	Maximum
08	.72 (18.3)	.97 (24.6)	.25 (6.4)	.10 (2.5)	.25 (6.4)		
12	.91 (23.1)	1.11 (28.2)	.38 (9.7)	.20 (5.1)	.38 (9.7)		
16	1.09 (27.7)	1.21 (30.7)	.50 (12.7)	.33 (8.4)	.50 (12.7)		
20	1.22 (31.0)	1.21 (30.7)	.63 (15.9)	.45 (11.4)	.63 (15.9)		
24	1.34 (34.0)	1.21 (30.7)	.75 (19.1)	.52 (13.2)	.75 (19.1)		
28	1.53 (38.9)	1.36 (34.5)	.88 (22.2)	.64 (16.3)	.88 (22.2)		
32	1.72 (43.7)	1.51 (38.4)	1.00 (25.4)	.77 (19.6)	1.00 (25.4)		
36	1.85 (47.0)	1.51 (38.4)	1.13 (28.6)	.86 (21.8)	1.13 (28.6)		
40	1.97 (50.0)	1.51 (38.4)	1.25 (31.8)	.98 (24.9)	1.25 (31.8)		
44	2.09 (53.1)	1.63 (41.4)	1.38 (35.1)	1.13 (28.6)	1.38 (35.1)		

\* Entry diameter equals maximum wire bundle diameter.

\*\* Cable range equals cable outer diameter.