

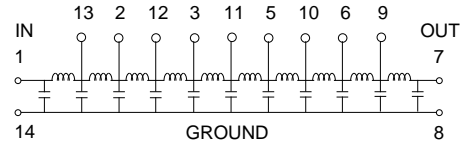
# 14 Pin Auto-Insertable/SMD Passive Delay Lines

| PCA Part Number (& Total Delay) | Tap Delay Tol. | Total Delay Tol. | Rise Time nS Max. (Calculated) | PCA Part Number (& Total Delay) | Tap Delay Tol. | Total Delay Tol. | Rise Time nS Max. (Calculated) |
|---------------------------------|----------------|------------------|--------------------------------|---------------------------------|----------------|------------------|--------------------------------|
| EPA3756G-5*(Z)                  | 0.50 ± .35 nS  | ± 1 nS           | 1.25                           | EPA3756G-70*(Z)                 | 7.00 ± 1 nS    | ± 5%             | 14                             |
| EPA3756G-7.5*(Z)                | 0.75 ± .35 nS  | ± 1 nS           | 1.50                           | EPA3756G-80*(Z)                 | 8.00 ± 1 nS    | ± 5%             | 16                             |
| EPA3756G-10*(Z)                 | 1.00 ± .35 nS  | ± 1 nS           | 2.0                            | EPA3756G-90*(Z)                 | 9.00 ± 1 nS    | ± 5%             | 18                             |
| EPA3756G-12.5*(Z)               | 1.25 ± .35 nS  | ± 1 nS           | 2.5                            | EPA3756G-100*(Z)                | 10.00 ± 1 nS   | ± 5%             | 20                             |
| EPA3756G-15*(Z)                 | 1.50 ± .35 nS  | ± 1 nS           | 3.0                            | EPA3756G-125*(Z)                | 12.50 ± 10%    | ± 5%             | 25                             |
| EPA3756G-17.5*(Z)               | 1.75 ± .35 nS  | ± 1 nS           | 3.5                            | EPA3756G-150*(Z)                | 15.00 ± 10%    | ± 5%             | 30                             |
| EPA3756G-20*(Z)                 | 2.00 ± 20%     | ± 1 nS           | 4.0                            | EPA3756G-175*(Z)                | 17.50 ± 10%    | ± 5%             | 35                             |
| EPA3756G-25*(Z)                 | 2.50 ± 20%     | ± 5%             | 5.0                            | EPA3756G-200*(Z)                | 20.00 ± 10%    | ± 5%             | 40                             |
| EPA3756G-30*(Z)                 | 3.00 ± 20%     | ± 5%             | 6.0                            | EPA3756G-300*(Z)                | 30.00 ± 10%    | ± 5%             | 60                             |
| EPA3756G-35*(Z)                 | 3.50 ± 20%     | ± 5%             | 7.0                            | EPA3756G-350*(Z)                | 35.00 ± 10%    | ± 5%             | 70                             |
| EPA3756G-40*(Z)                 | 4.00 ± 20%     | ± 5%             | 8.0                            | EPA3756G-400*(Z)                | 40.00 ± 10%    | ± 5%             | 80                             |
| EPA3756G-45*(Z)                 | 4.50 ± 20%     | ± 5%             | 9.0                            | EPA3756G-450*(Z)                | 45.00 ± 10%    | ± 5%             | 90                             |
| EPA3756G-50*(Z)                 | 5.00 ± 20%     | ± 5%             | 10                             | EPA3756G-500*(Z)                | 50.00 ± 10%    | ± 5%             | 100                            |
| EPA3756G-60*(Z)                 | 6.00 ± 1 nS    | ± 5%             | 12                             |                                 |                |                  |                                |

• Maximum Attenuation: 10 % • Note : \*(Z) indicates \*(A) = 50 \*(B) = 100 \*(C) = 200 •

| Input Pulse Test Conditions @ 25°C |   |         |
|------------------------------------|---|---------|
| V <sub>IN</sub>                    | Pulse Input Voltage                             | 3 Volts |
| PW                                 | Pulse Width % of Total Delay                    | 300 %   |
| TR <sub>I</sub>                    | Input Rise Time (10 - 90%)                      | 2.0 nS  |
| PRR                                | Pulse Repetition Rate @ T <sub>d</sub> 150 nS   | 1.0 MHz |
|                                    | Pulse Repetition Rate @ T <sub>d</sub> > 150 nS | 300 KHz |

## Schematic

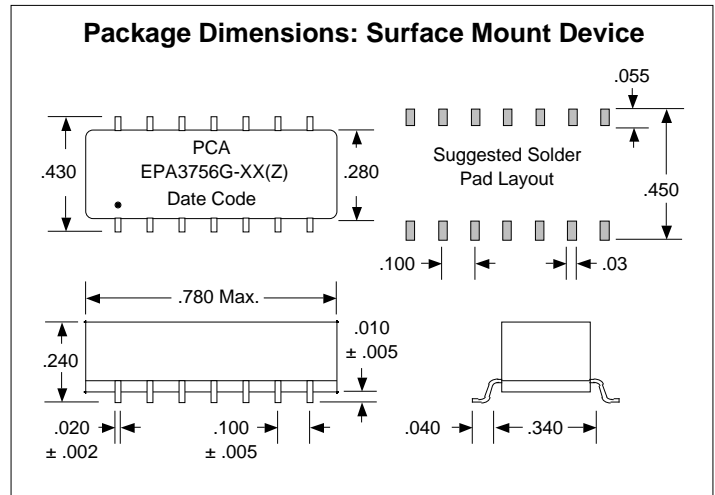
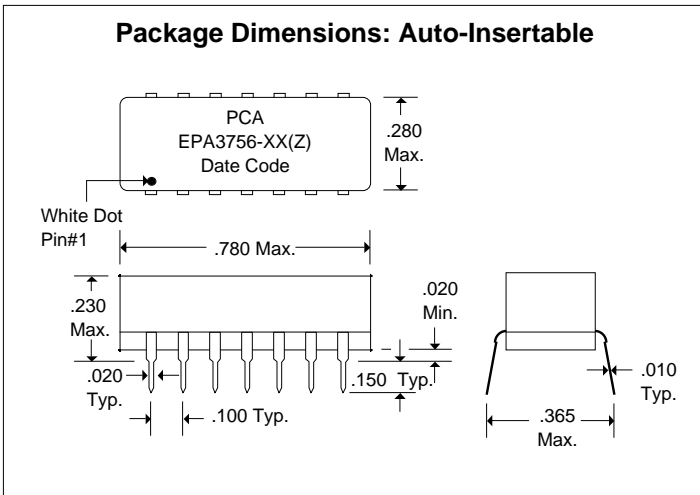


| DC Elect. Character.             | Min | Max | Unit   |
|----------------------------------|-----|-----|--------|
| Distortion                       |     | ±10 | %      |
| Temperature Coefficient of Delay |     | 100 | PPM/°C |
| Insulation Resistance @ 100 Vdc  | 1K  |     | Meg    |
| Dielectric Strength              |     | 100 | Vdc    |

## Recommended Operating Conditions

|                |                                | Min | Max | Unit |
|----------------|--------------------------------|-----|-----|------|
| PW*            | Pulse Width % of Total Delay   | 200 |     | %    |
| D*             | Duty Cycle                     |     | 40  | %    |
| T <sub>A</sub> | Operating Free Air Temperature | -40 | +85 | °C   |

\*These two values are inter-dependent.



• (\*) Suffix "G" for Surface Mount Device, leave "Blank" for Auto-Insertable •