



MWD Series Micro-D Plastic Shell Solder Cup



MWD Plastic – These connectors feature gold plated TwistPin contacts and mil spec crimp termination. High temperature liquid crystal polymer (LCP) housings are 30% glass-filled.

Solder Cup Contacts – Choose standard size contacts for #26 gage, or select oversize contacts for #24 AWG solid or stranded wire.

MWD Low-Profile Plastic Micro-D's do not have an interfacial seal, and are smaller and lighter weight than metal shell versions.

HOW TO ORDER MWD PLASTIC SHELL PRE-WIRED MICRO-D CONNECTORS

Series	Contact Layout	Contact Type	Termination	Hardware
MWDL	9 15 21 25 31 37 51	Size #26 Solder Cup Contacts (Standard) P – Pin S – Socket Size #24 Solder Cup Contacts N – Pin T – Socket	S – Solder Cup	B P M M1 S S1
Sample Part Number				
MWDL	– 25	S	S	B

MICRO-D MOUNTING HARDWARE

B	P	M	M1	S	S1
Thru-Hole Order Hardware Separately	Jackpost Removable Includes Nut and Washer	Jack screw Hex Head Removable E-ring	Jack screw Hex Head Removable E-ring Extended	Jack screw Slot Head Removable E-ring	Jack screw Slot Head Removable E-ring Extended

MWD Series Micro-D Plastic Shell Solder Cup

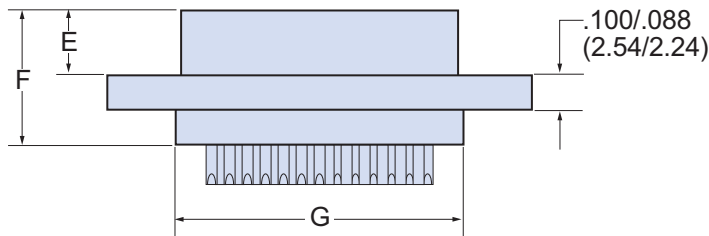
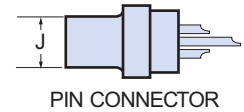
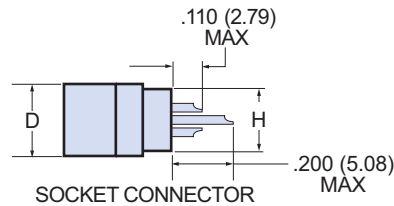
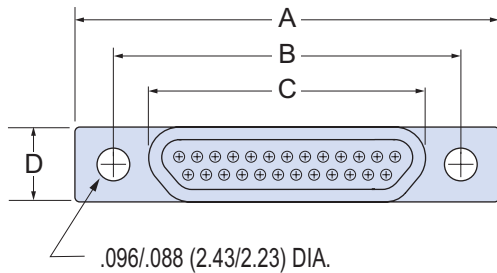


PERFORMANCE SPECIFICATIONS

Current Rating	3 AMP
DWV	600 VAC Sea level
Insulation Resistance	5000 Megohms Minimum
Contact Resistance	8 Milliohms Maximum
Operating Temperature	-55° C. to +150° C.
Shock, Vibration	50 g., 20g.
Mating Force	(10 Ounces) X (# of Contacts)

MATERIALS AND FINISHES

Connector Shell	Liquid Crystal Polymer (LCP)
Insulator	Liquid Crystal Polymer (LCP)
Interfacial Seal	Flourosilicone Rubber, Blue
Pin Contact	Beryllium Copper Gold over Nickel Plating
Socket Contact	Copper Alloy Gold Over Nickel Plating
Hardware	300 Series Stainless Steel
Encapsulant	Epoxy Resin Hysol EE4215



DIMENSIONS

Layout	A Max.		B		C Max.		D Max.		E Max.		F Max.		G Max.		H Max.		J Max.	
	In.	mm.	In. ±.003	mm. ±0.08	In.	mm.	In.	mm.	In.	mm.	In.	mm.	In.	mm.	In.	mm.	In.	mm.
9P	.785	19.94	.565	14.35	.292	7.42	.218	5.54	.202	5.13	.395	10.03	.408	10.36	.173	4.39	.139	3.53
9S	.785	19.94	.565	14.35	.380	9.65	.218	5.54	.185	4.70	.375	9.53	.408	10.36	.173	4.39		
15P	.935	23.75	.715	18.16	.442	11.23	.218	5.54	.202	5.13	.395	10.03	.558	14.17	.173	4.39	.139	3.53
15S	.935	23.75	.715	18.16	.530	13.46	.218	5.54	.185	4.70	.375	9.53	.558	14.17	.173	4.39		
21P	1.080	27.43	.865	21.97	.592	15.04	.218	5.54	.202	5.13	.395	10.03	.708	17.98	.173	4.39	.139	3.53
21S	1.080	27.43	.865	21.97	.680	17.27	.218	5.54	.185	4.70	.375	9.53	.708	17.98	.173	4.39		
25P	1.185	30.01	.965	24.51	.692	17.58	.218	5.54	.202	5.13	.395	10.03	.808	20.52	.173	4.39	.139	3.53
25S	1.185	30.01	.965	24.51	.780	19.81	.218	5.54	.185	4.70	.375	9.53	.808	20.52	.173	4.39		
31P	1.335	33.91	1.115	28.32	.842	21.39	.218	5.54	.202	5.13	.395	10.03	.958	24.33	.173	4.39	.139	3.53
31S	1.335	33.91	1.115	28.32	.930	23.62	.218	5.54	.185	4.70	.375	9.53	.958	24.33	.173	4.39		
37P	1.485	37.72	1.265	32.13	.992	25.20	.218	5.54	.202	5.13	.395	10.03	1.108	28.14	.173	4.39	.139	3.53
37S	1.485	37.72	1.265	32.13	1.080	27.43	.218	5.54	.185	4.70	.375	9.53	1.108	28.14	.173	4.39		
51P	1.435	36.45	1.215	30.86	.942	23.93	.260	6.60	.202	5.13	.395	10.03	1.058	26.87	.220	5.59	.182	4.62
51S	1.435	36.45	1.215	30.86	1.030	26.16	.260	6.60	.185	4.70	.375	9.53	1.058	26.87	.220	5.59		