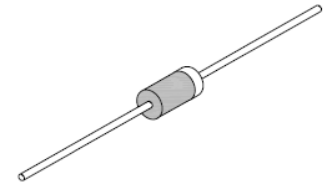


**1.5A Glass Passivated Fast Recovery Rectifier**

**Features**

- Low forward voltage drop
- High current capability
- High reliability
- High surge current capability
- High temperature soldering guaranteed 250°C/10 seconds  
.0375" (9.5mm) lead length, 5lbs (2.3kg) tension
- RoHS Compliance



**DO-15**



**Mechanical Data**

<b>Case:</b>	DO-15, molded plastic
<b>Epoxy:</b>	UL 94V-0 rate flame retardant
<b>Terminals:</b>	Axial leads, solderable per MIL-STD-202, Method 208 guaranteed
<b>Polarity:</b>	Color band denotes cathode end
<b>Weight:</b>	0.40 gram

**Maximum Ratings and Electrical Characteristics** ( $T_A=25^{\circ}\text{C}$  unless noted otherwise)

Symbol	Description	TF 151G	TF 152G	TF 153G	TF 154G	TF 155G	TF 156G	TF 157G	Unit	Conditions
<b>VRRM</b>	Maximum Repetitive Peak Reverse Voltage	50	100	200	400	600	800	1000	V	
<b>VRMS</b>	Maximum RMS Voltage	35	70	140	280	420	560	700	V	
<b>VDC</b>	Maximum DC Blocking Voltage	50	100	200	400	600	800	1000	V	
<b>I<sub>AV</sub></b>	Maximum Average Forward Rectified Current	1.5							A	T <sub>a</sub> =55 °C
<b>I<sub>FSM</sub></b>	Peak Forward Surge Current	60							A	8.3ms single half sine-wave superimposed on rated load (JEDEC method)

# 1.5A Glass Passivated Fast Recovery Rectifier

## TF151G - TF157G

Symbol	Description	TF 151G	TF 152G	TF 153G	TF 154G	TF 155G	TF 156G	TF 157G	Unit	Conditions
<b>V<sub>F</sub></b>	Maximum Instantaneous Forward Voltage	1.3							V	I <sub>F</sub> =1.5 A
<b>I<sub>R</sub></b>	Maximum DC Reverse Current at Rated DC Blocking Voltage	5.0							μA	T <sub>A</sub> =25° C
		100								T <sub>A</sub> =100° C
<b>T<sub>rr</sub></b>	Typical Reverse Recovery Time	150			250	500		nS	I <sub>F</sub> =0.5A, I <sub>R</sub> =1A, I <sub>rr</sub> =0.25A	
<b>C<sub>J</sub></b>	Typical Junction Capacitance	25							pf	V <sub>R</sub> =4V, f=1MHz
<b>T<sub>J</sub></b>	Operating Temperature range	-55 to +150							° C	
<b>T<sub>STG</sub></b>	Storage Temperature Range	-55 to +150								

### Typical Characteristics Curves

Fig.1-Max. Forward Current Derating Curve

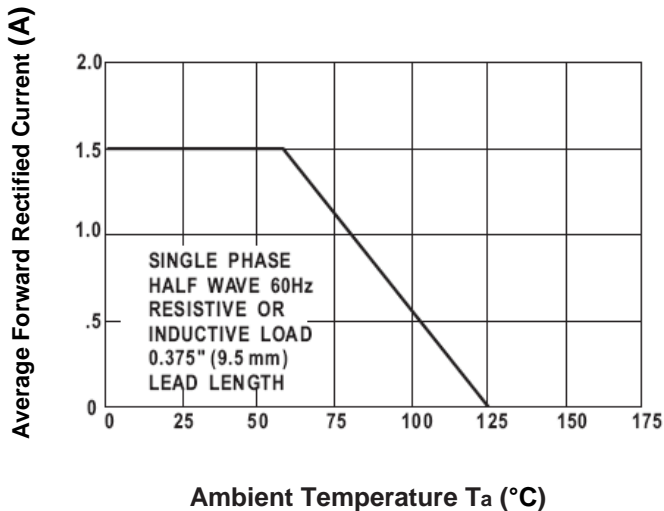
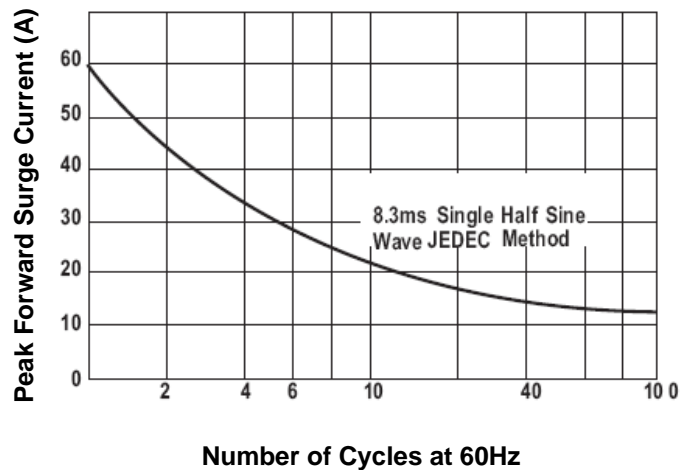


Fig.2-Max. Non-Repetitive Forward Surge Current



# 1.5A Glass Passivated Fast Recovery Rectifier

## TF151G - TF157G

Fig.3- Typical Forward Characteristics

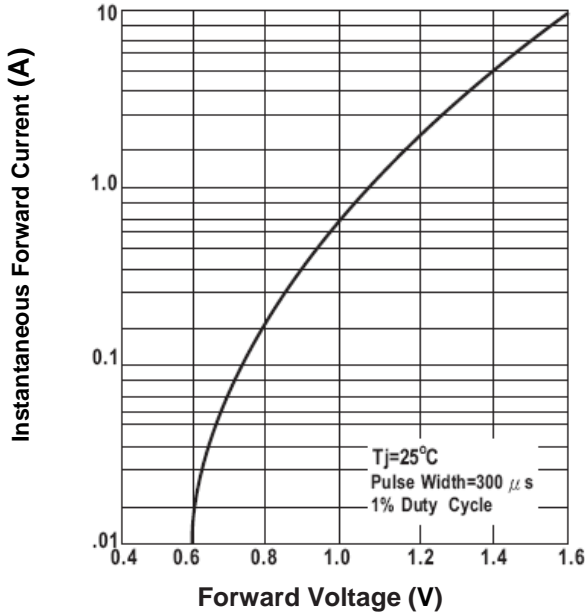
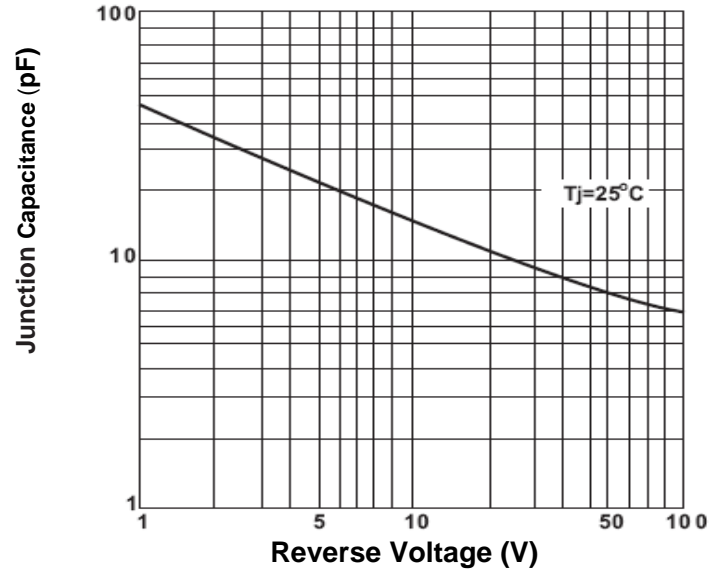
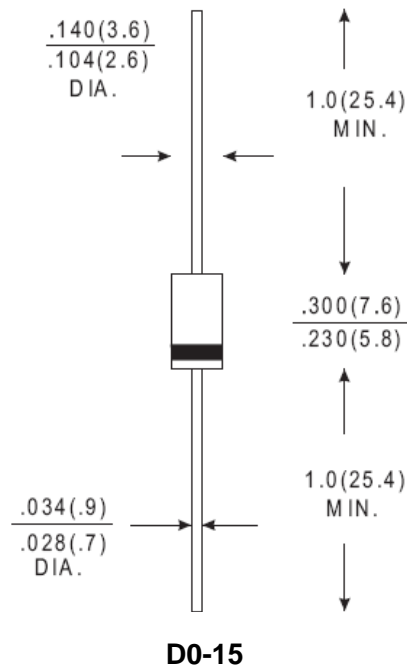


Fig.4- Typical Junction Capacitance



### Dimensions in inches (mm)



# 1.5A Glass Passivated Fast Recovery Rectifier

---

TF151G - TF157G

## How to contact us:

### US HEADQUARTERS

28040 WEST HARRISON PARKWAY, VALENCIA, CA 91355-4162

Tel: (800) TAITRON (800) 824-8766 (661) 257-6060

Fax: (800) TAITFAX (800) 824-8329 (661) 257-6415

Email: [taitron@taitroncomponents.com](mailto:taitron@taitroncomponents.com)

Http://[www.taitroncomponents.com](http://www.taitroncomponents.com)

### TAITRON COMPONENTS MEXICO, S.A .DE C.V.

BOULEVARD CENTRAL 5000 INTERIOR 5 PARQUE INDUSTRIAL ATITALAQUIA, HIDALGO C.P.  
42970 MEXICO

Tel: +52-55-5560-1519

Fax: +52-55-5560-2190

### TAITRON COMPONETS INCORPORATED E REPRESENTAÇÕES DO BRASIL LTDA

RUA DOMINGOS DE MORAIS, 2777, 2.ANDAR, SALA 24 SAÚDE - SÃO PAULO-SP 04035-001 BRAZIL

Tel: +55-11-5574-7949

Fax: +55-11-5572-0052

### TAITRON COMPONETS INCORPORATED, SHANGHAI REPRESENTATIVE OFFICE

CROSS REGION PLAZA, 899 LINGLING ROAD, SUITE 18C, SHANGHAI, 200030, CHINA

Tel: +86-21-5424-9942

Fax: +86-21-5424-9931