

### Specifications

Parameter	Unit	Minimum	Typical	Maximum
Center Frequency	MHz	89.875	90	90.125
Insertion Loss	dB		32.5	34
2 dB Bandwidth	MHz	24	24.09	
35 dB Bandwidth	MHz		24.75	24.8
Group Delay Variation( $f_0 \pm 9.6\text{MHz}$ )	nsec		70	
Phase Linearity( $f_0 \pm 9.6\text{MHz}$ )	degree		4	
Passband Variation	dB		1	1.5
Ultimate Rejection	dB	48	52	
Absolute delay	usec		3.83	
Substrate Material			YZ	
Ambient Temperature	°C		25	
Package Size		DIP3512 (35.0x12.8x4.7mm <sup>3</sup> )		

#### Notes:

1. All specifications are based on the test circuit shown
2. In production, devices will be tested at room temperature to a guardbanded specification to ensure electrical compliance over temperature
3. Electrical margin has been built into the design to account for the variations due to temperature drift and manufacturing tolerances
4. This is the optimum impedance in order to achieve the performance shown


### Matching Configuration



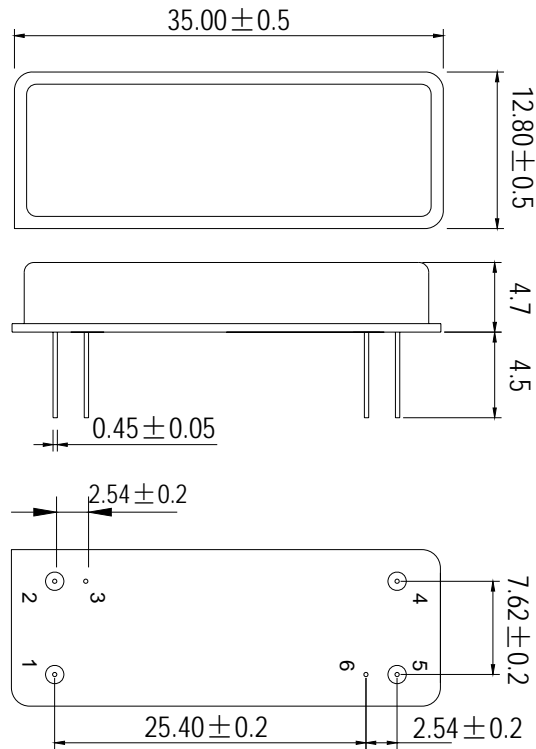
**L1=68nH**

**Source/Load Impedance=50 ohm**

Notes - Component values may change depending on board layout.

	<b>SIPAT Co., Ltd.</b> ( CETC No. 26 Research Institute ) Nanping Huayuan Road No. 14 Chongqing, China, 400060	Part Number	LBN09008	
		Rev. Date	2005-5-27	
		Rev.	1.0	Page

*Package Dimension*

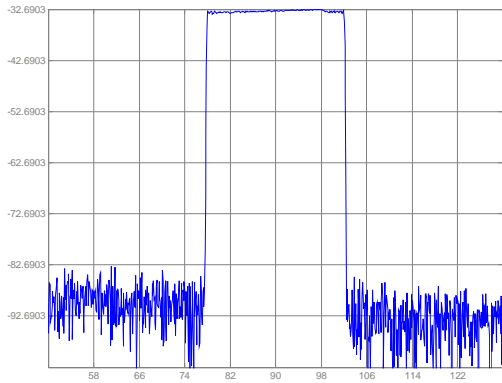


**SIPAT Co., Ltd.**  
( CETC No. 26 Research Institute )  
Nanping Huayuan Road No. 14  
Chongqing, China, 400060

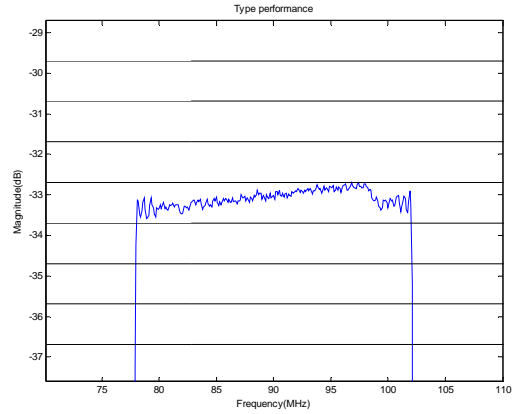
Part Number	LBN09008	
Rev. Date	2005-5-27	
Rev.	1.0	Page 2/3

*Typical Performance*

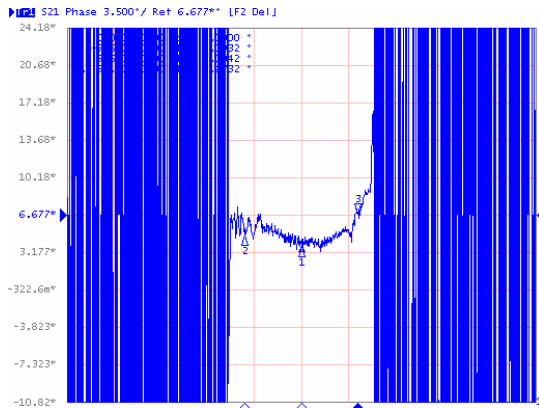
Frequency Response



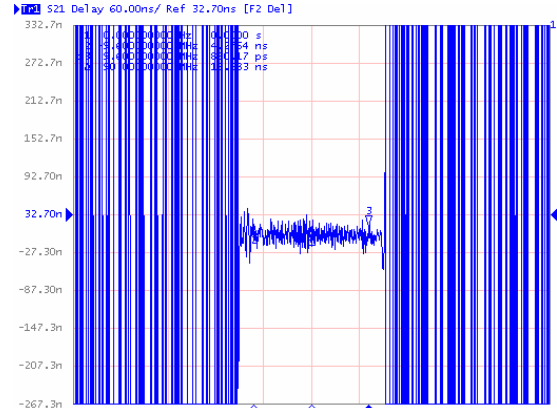
Passband Response



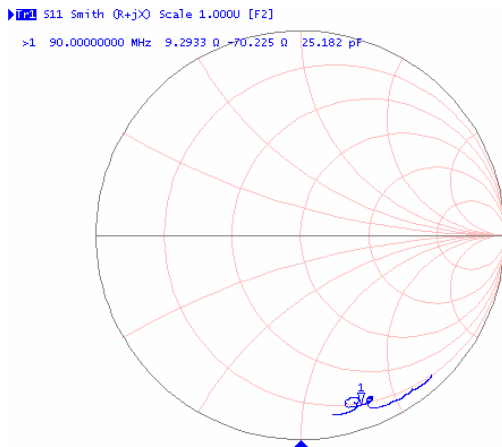
Phase Linearity( $f_0 \pm 9.6\text{MHz}$ )



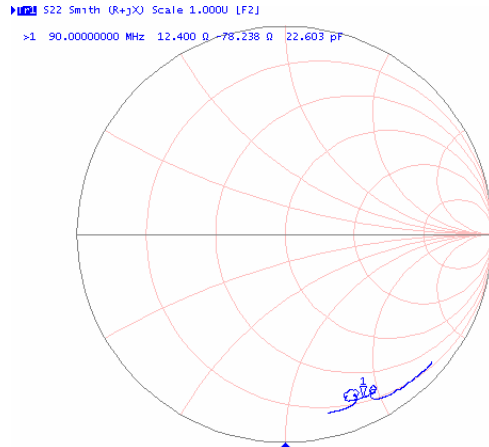
Group delay Variation( $f_0 \pm 9.6\text{MHz}$ )



Smith Chart S11



Smith Chart S22



**SIPAT Co., Ltd.**  
( CETC No. 26 Research Institute )  
Nanning Huayuan Road No. 14  
Chongqing, China, 400060

Part Number	LBN09008	
Rev. Date	2005-5-27	
Rev.	1.0	Page 3/3