

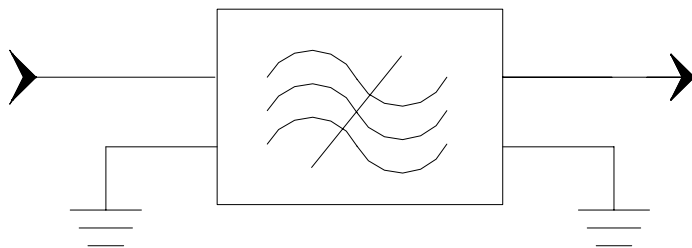
Specifications

Parameter	Unit	Minimum	Typical	Maximum
Center Frequency	MHz	89.875	90	90.125
Insertion Loss	dB		34	35
2 dB Bandwidth	MHz	24	24.11	
35 dB Bandwidth	MHz		24.75	24.8
Group Delay Variation($f_0 \pm 11\text{MHz}$)	nsec		120	
Phase Linearity($f_0 \pm 11\text{MHz}$)	degree		10	
Passband Variation	dB		1	1.5
Ultimate Rejection	dB	48	52	
Absolute delay	usec		3.83	
Material Temperature coefficient	KHz/°C		-8.46	
Ambient Temperature	°C		25	
Package Size	DIP3512 (35.0x12.8x4.7mm ³)			

Notes:

1. All specifications are based on the test circuit shown
2. In production, devices will be tested at room temperature to a guardbanded specification to ensure electrical compliance over temperature
3. Electrical margin has been built into the design to account for the variations due to temperature drift and manufacturing tolerances
4. This is the optimum impedance in order to achieve the performance shown

Matching Configuration



Source/Load Impedance=50 ohm

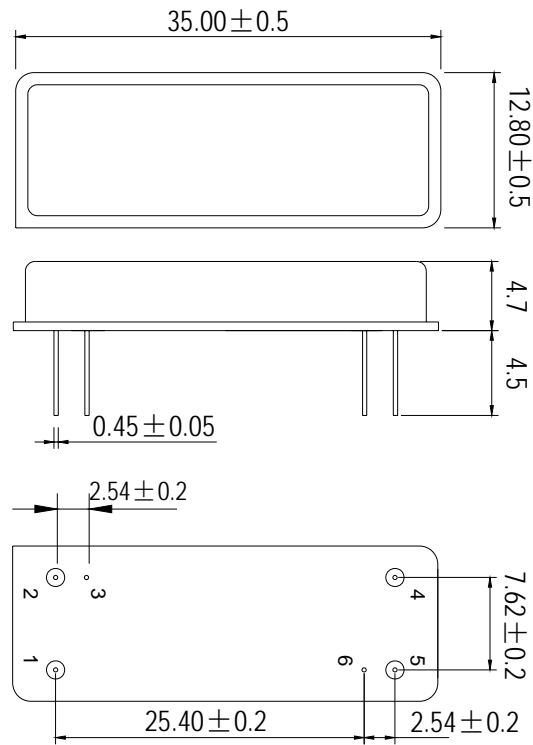
Notes - Component values may change depending on board layout.



SIPAT Co., Ltd.
(CETC No. 26 Research Institute)
Nanping Huayuan Road No. 14
Chongqing, China, 400060

Part Number	SP LBN09009		
Rev. Date	2005-8-1		
Rev.	1.0	Page 1/3	

Package Dimension



Input:1
Output:5

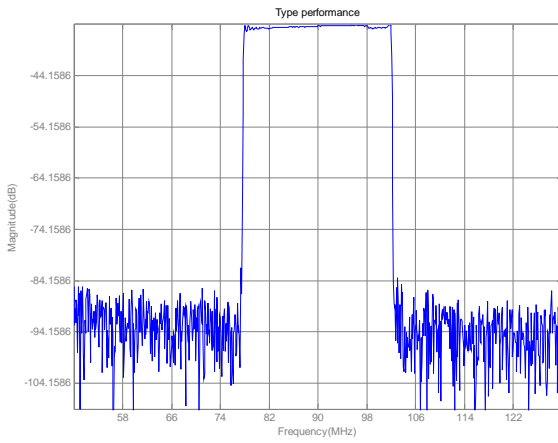


SIPAT Co., Ltd.
(CETC No. 26 Research Institute)
Nanping Huayuan Road No. 14
Chongqing, China, 400060

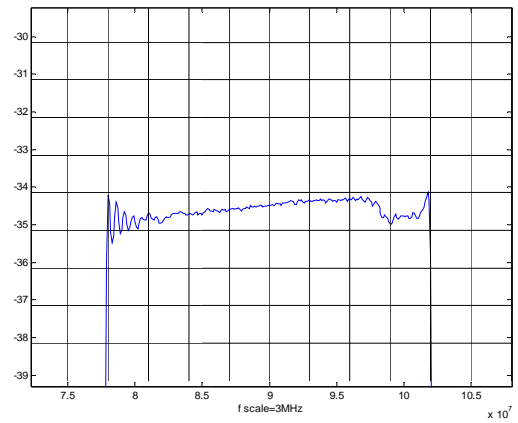
Part Number	SP LBN09009	
Rev. Date	2005-8-1	
Rev.	1.0	Page 2/3

Typical Performance

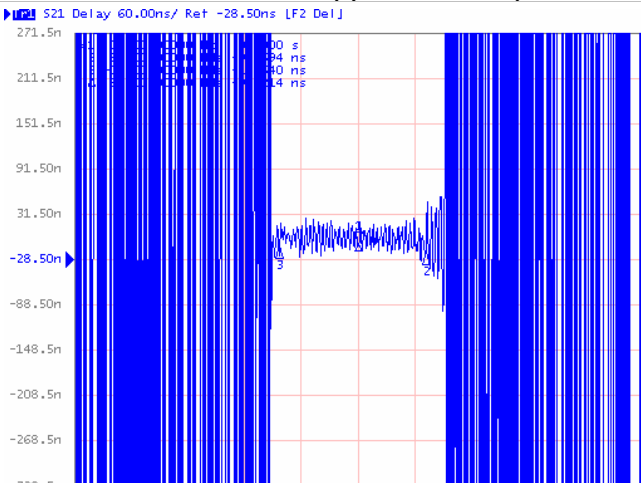
Frequency Response



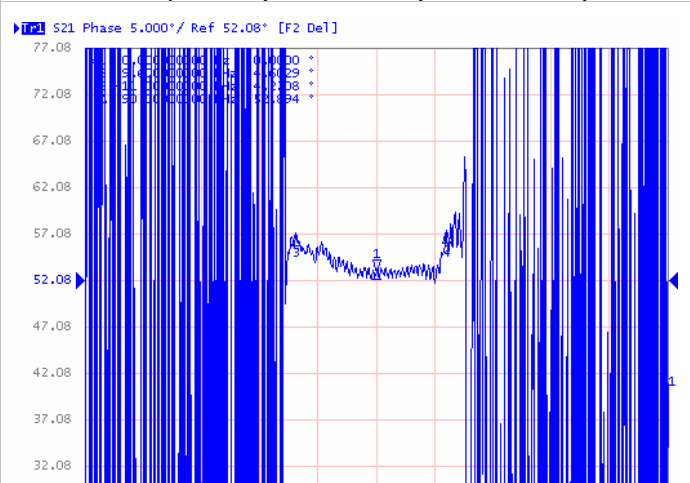
Passband Response



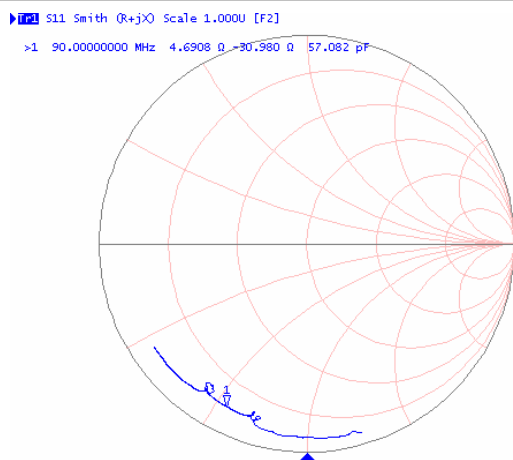
Phase Linearity($f_0 \pm 9.6\text{MHz}$)



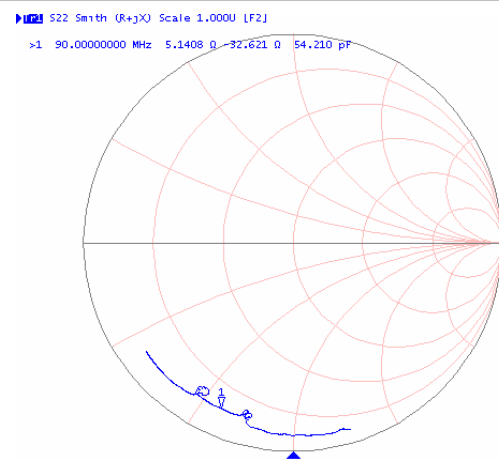
Group delay Variation($f_0 \pm 9.6\text{MHz}$)



Smith Chart S11



Smith Chart S22



SIPAT Co., Ltd.
(CETC No. 26 Research Institute)
Nanning Huayuan Road No. 14
Chongqing, China, 400060

Part Number	SP LBN09009	
Rev. Date	2005-8-1	
Rev.	1.0	Page 3/3