



UE 458 Series SAW Filter Technical Specification

UE
458

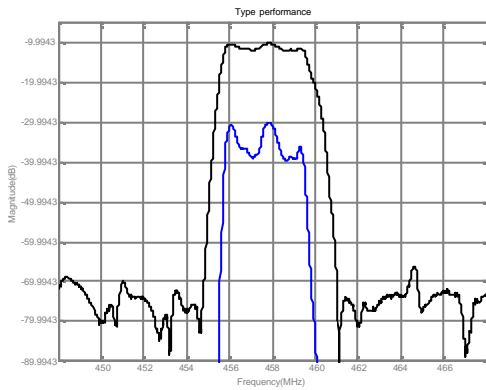
Absolute Maximum Rating

Rating	Value
CW RF power Dissipation	+10dBm
DC Voltage between any 2 pins	± 30VDC
Operating Temperature	-10 to +50°C

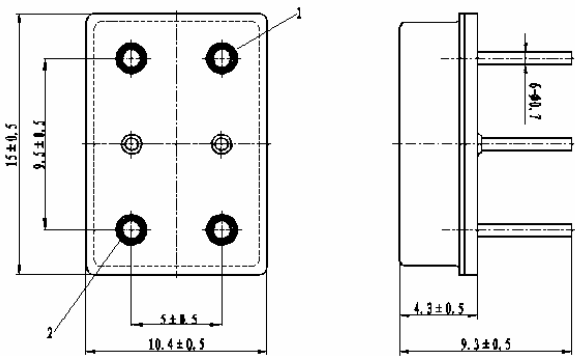
Electrical Characteristic

Characteristic	Unit	Minimum	Typical	Maximum
Center Frequency (f_0)	MHz	457.7	458	458.3
2dB Bandwidth	MHz	3.00	3.69	
40dB Bandwidth	MHz		5.69	6.0
50dB Bandwidth	MHz		5.97	-
Insertion Loss	dB		10.00	14
Amplitude Ripple	dB		1.5	2.0
Ultimate Rejection	dB	50	55	
Ambient Temperature	°C		25	
Package	SC16(15.0 × 10.4 × 4.3mm ³)			
Substrate Material	36-LiTaO ₃			

Frequency Response

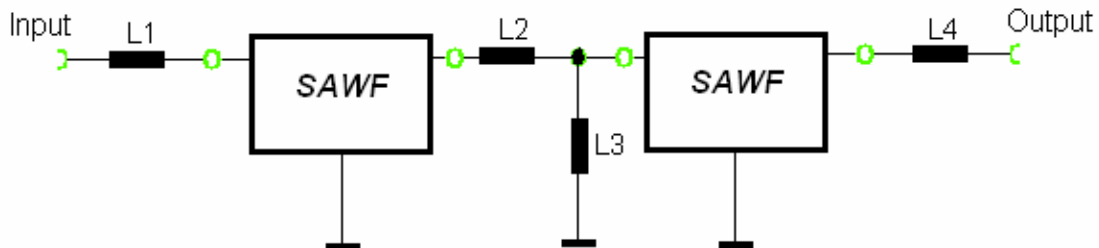


Package Outline



1- input, 2-output and others is grounding

Matching Configuration



$$L1=L2=L4=12\text{nH} \quad L3=33\text{nH}$$