

O/E/N 31 - 1R/2R

MEDIUM POWER INDUSTRIAL RELAY

- Compact High Performance
- 2 Form C & 3 Form C Contacts
- Free Wheeling Diode Optional
- DIN Rail Mounting Socket Available
- LED Indication Optional

SPECIFICATIONS

Contact Arrangement	: 2 Form C, 3 Form C
Contact Material	: Silver alloy
Contact Rating	
Rated Voltage	: 230VAC/24VDC
Max Continuous Current	: 10A
@230 VAC/24VDC	
Max. Switching Current	: 10A
Rated Breaking Capacity	: 2500 VA
Nominal Coil Power	: 1.1 Watts
Operating Power	: 0.7 W
Life Expectancy	
Mechanical	: 10 ⁶ operations
Electrical	: 10 ⁵ operations
Contact Resistance	: 50m Ohms Max. (Initial)
Dielectric Strength	
Between Open Contact	: 500 VRMS
Between Contacts and Coil	: 2000 VRMS
Insulation Resistance	: >500M Ohms@ 500VDC, 25°C, RH50
Operate time at Nominal Voltage	: 20 milli sec. (Max)
Release time at Nominal Voltage	: 10 milli sec. (Max)
Ambient Temperature	: -40°C to +70°C
Weight	: 115 gms

Typical applications

Industrial Control, Instrumentation, Automation, Battery Chargers, Power Conditioning Equipments.

Note :

In case of Relay with clamping diode, take terminal 2 as negative

All dimensions are in mm. Specifications subject to change without notice. Tolerance unless otherwise specified is ± 10%

COIL DATA

Nominal Voltage	2R		1R	
	Pick-up Voltage VDC	Coil Resistance Ohms ± 10%	Pick-up Voltage VAC	Coil Resistance Ohms ± 10%
6	5.0	30	5.0	4
12	10.0	150	10.0	16
18	15.0	390	15.0	40
24	20.0	500	20.0	70
48	40.0	2250	40.0	300
115	90.0	10000	90.0	2000
230*	190.0	30000	190.0	10000

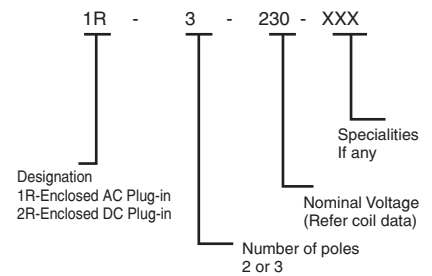
* 220V for DC & 230V for AC Coils

SOCKET ORDERING CODE

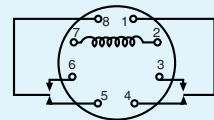
Din rail mounting type

2 Form C Relay	31 - 4200 - 100
	51 - 3000 - 200
3 Form C Relay	31 - 4300 - 100
	51 - 3000 - 300

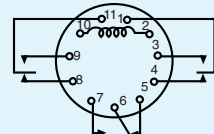
HOW TO ORDER



WIRING LAYOUT



USE WITH 8 PIN SOCKETS



USE WITH 11 PIN SOCKETS

DIMENSION

