

140 MHz Bandpass SAW Filter

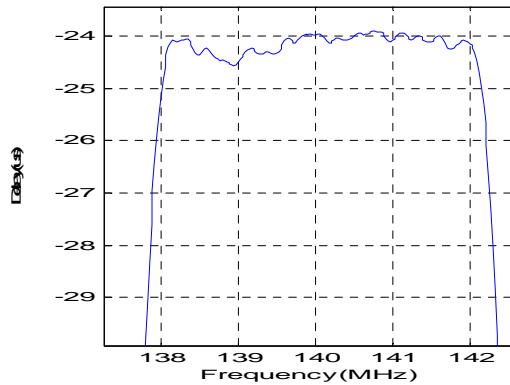
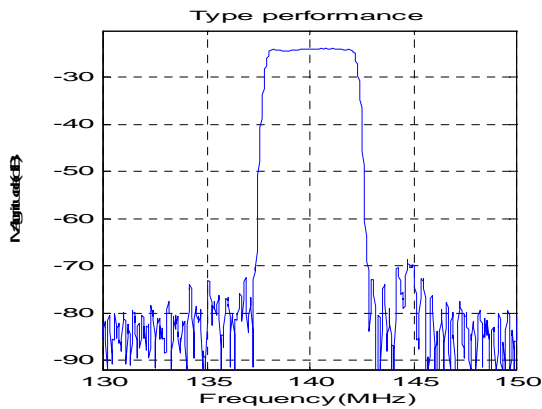
BP62230

4.2 MHz Bandwidth

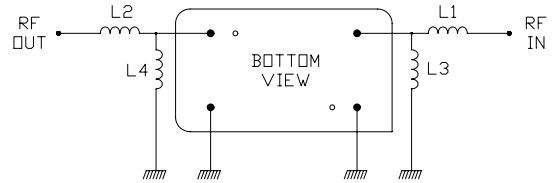
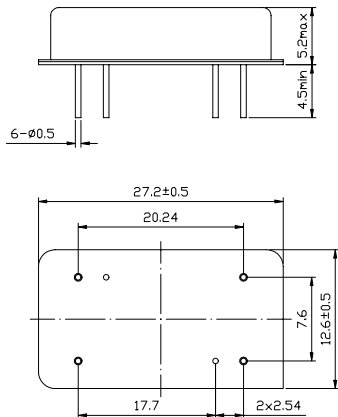
Complies with Directive 2002/95/EC (RoHS Compliant)

Specifications					
Parameter	Sym	Minimum	Typical	Maximum	Unit
Center Frequency at 25°C	fc	139.9	140	140.1	MHz
Insertion Loss at fc	IL	-	23.9	28.0	dB
1 dB Bandwidth	BW ₁	4.0	4.1	-	MHz
3 dB Bandwidth	BW ₃	4.2	4.3	-	MHz
40dB Bandwidth	BW ₄₀	-	5.3	5.5	MHz
Passband Variation	-	-	0.5	1.0	dB
Phase Linearity	-	-	3.0	4.3	Deg
Group Delay Variation	-	-	100	200	nsec
Absolute Delay	-	-	2.6	-	µsec
Ultimate Rejection	-	45	50	-	dB
Substrate Material	-	-	Quartz	-	-
Ambient Temperature	Ta	-	25	-	°C
Package Type	DIP2712				

Typical Performance



Package Outline
Matching Configuration



L1 : 180 nH, L2 : 270 nH
 L3 : 220 nH, L4 : 120 nH
 Nominal Source/Load Impedance : 50 Ω

Note: Component values may change depending on board layout.