



# PRODUCT SPECIFICATION

**Model No : CSM-88137V9/88147V9**

## Descriptions:

- 1.5 Inch 8X8 Dot-Matrix Display
- Dot Pitch 4.76mm
- CSM-88131: Column Anode, Row Cathode
- CSM-88147: Column Cathode, Row Anode
- Emitting Color: Super Bright Orange



CUSTOMER APPROVED SIGNATURES	APPROVED BY	CHECKED BY	PREPARED BY

**CHINA SEMICONDUCTOR CORPORATION**  
Address:2FL. NO.909,Chung-Cheng Road,  
Chung-Ho City Taipei Hsien,Taiwan.

Tel:886-2-2223-9696  
Fax:886-2-2223-9377

**OPTO PLUS TECHNOLOGIES CO.,LTD**  
Address:696 Shun jiang Rd.,Ji Shan St.Shaoxing,  
ZheJiang,China

Tel:86-0575-88623888  
Fax:86-0575-88623112



**Model No : CSM-88137V9/88147V9**

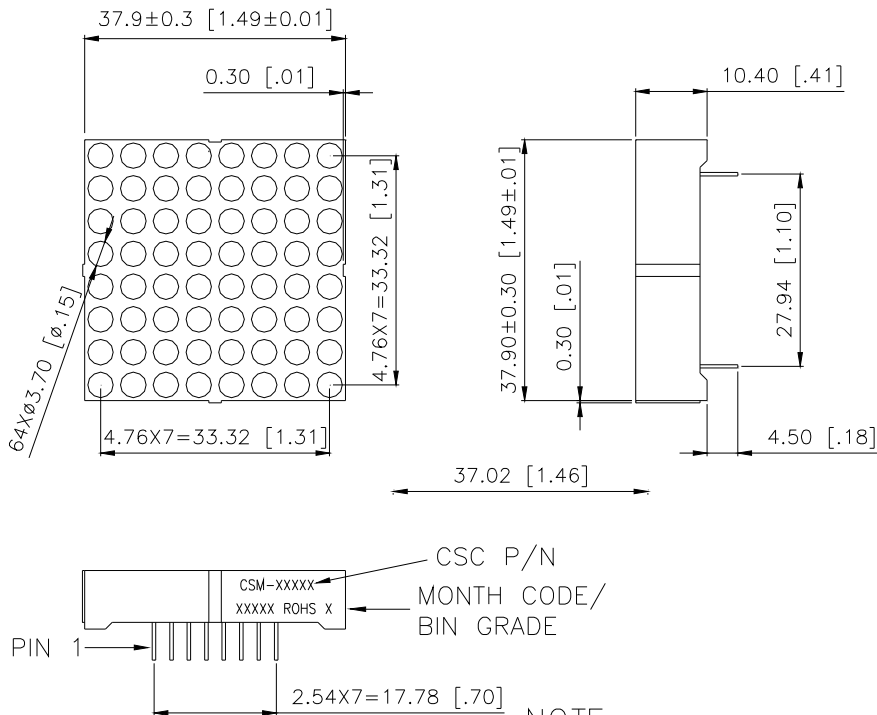
**Features -**

1. 1.5 inch (37.02mm) Matrix height.
2. 8x8 array with X-Y select.
3. RoHS compliant.
4. Low power consumption.
5. Easy mounting on P.C. board or socket.

**Device Selection Guide -**

Part No.	Chip		Description	
	Material	Emitted Color	Column	Row
CSM-88137V9	AlGaInP	Super Bright Orange	Anode	Cathode
CSM-88147V9	AlGaInP	Super Bright Orange	Cathode	Anode

**Package Dimensions -**



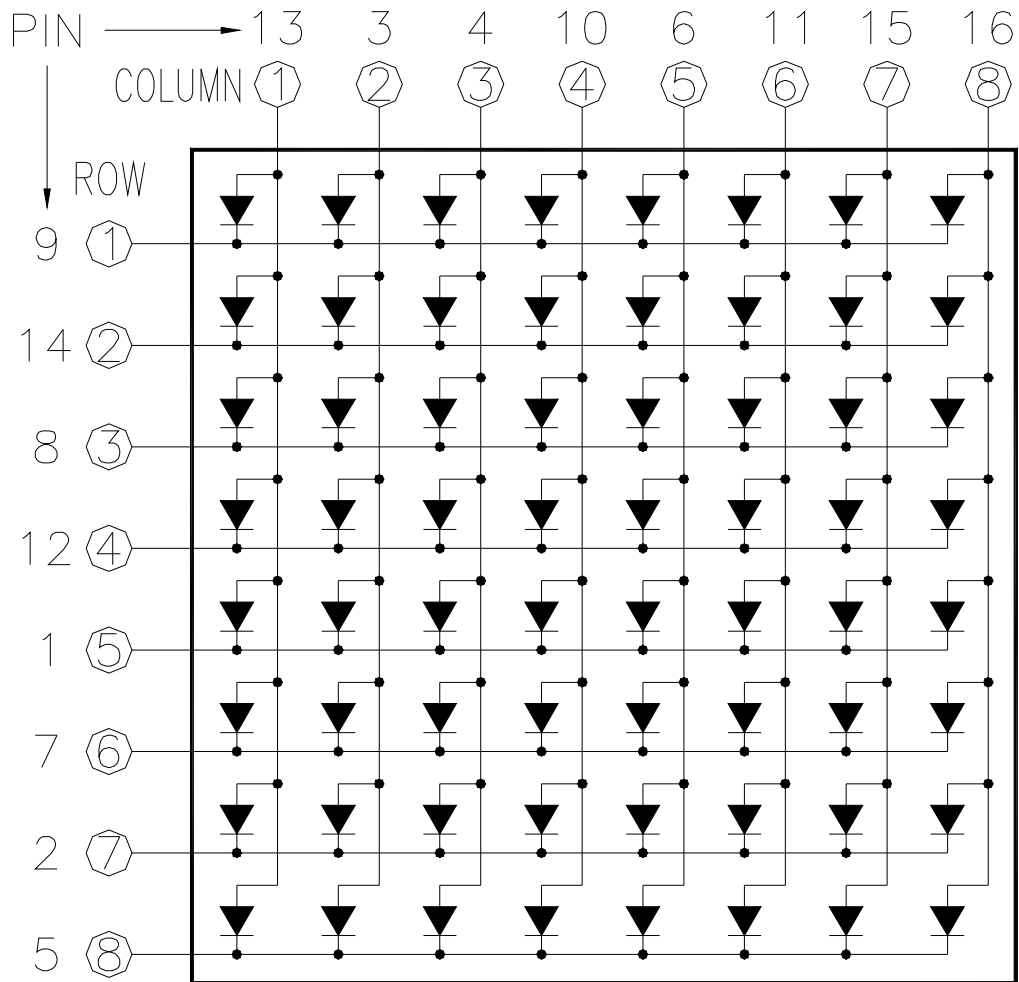
**NOTE:**

1. All pins are  $\phi 0.5$  (.02).
2. Dimensions in millimeters (inch), tolerance is  $\pm 0.25$  (.01) unless otherwise noted.



Model No : CSM-88137V9/88147V9

Internal Circuit Diagrams -



CSM-88137: Column Anode, Row Cathode  
(CSM-88147: Column Cathode, Row Anode)



Model No : CSM-88137V9/88147V9

■ Absolute Maximum Rating -

(Ta=25°C)

Parameter	Symbol	Rating	Unit
Power Dissipation Per Dice	P <sub>AD</sub>	70	mW
Continuous Forward Current Per Dice	I <sub>AF</sub>	25	mA
Peak Current Per Dice(duty cycle 1/10,1KHz)	I <sub>PF</sub>	90	mA
Derating Linear From 25°C Per Dice	-	0.33	mA/°C
Reverse Voltage Per Dice	V <sub>R</sub>	5	V
Operating Temp.	T <sub>opr</sub>	-35 ~ +85	°C
Storage Temp.	T <sub>stg</sub>	-35 ~ +85	°C
Solder temperature 1/16 inch below seating plane for 3 seconds at 260°C			

■ Electro-optical Characteristics -

(Ta=25°C)

Parameter	Symbol	Min.	Typ.	Max.	Unit	Condition
Forward Voltage Per Dot	V <sub>F</sub>	-	2.0	2.8	V	I <sub>F</sub> =20mA
Luminous Intensity Per Dot	I <sub>v</sub>	-	30	-	mcd	I <sub>F</sub> =10mA
Peak Emission Wavelength	λ <sub>p</sub>	-	632	-	nm	I <sub>F</sub> =20mA
Dominant Wavelength	λ <sub>d</sub>	-	624	-	nm	I <sub>F</sub> =20mA
Spectrum Radiation Bandwidth	Δλ	-	20	-	nm	I <sub>F</sub> =20mA
Reverse Current	I <sub>R</sub>	-	-	100	μA	V <sub>R</sub> =5V
Luminous Intensity Matching Ratio	I <sub>V-m</sub>	-	-	2:1	-	I <sub>p</sub> =80mA 1/16Duty



Spec. No.	PS-ND-08090304
Rev.	A

Model No : CSM-88137V9/88147V9

■ Typical Electrical / Optical Characteristics Curves -

(Ta = 25°C Unless Otherwise Noted)

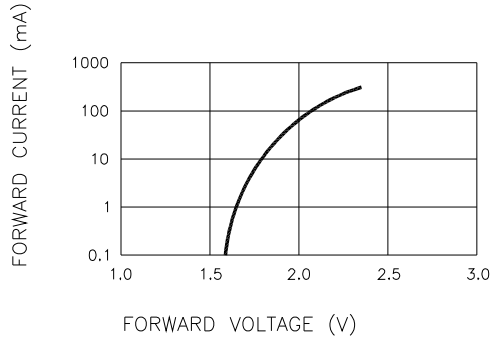


Fig.1 FORWARD CURRENT VS. FORWARD VOLTAGE

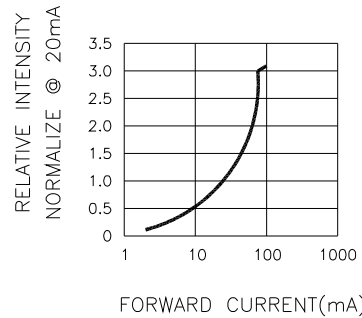


Fig.2 RELATIVE INTENSITY VS. FORWARD CURRENT

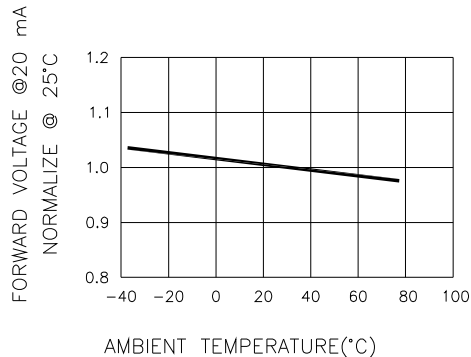


Fig.3 FORWARD VOLTAGE VS. TEMPERATURE

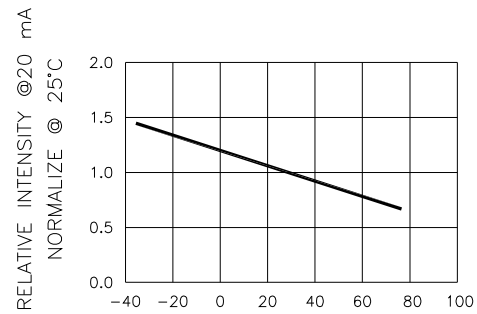


Fig.4 RELATIVE INTENSITY VS. TEMPERATURE

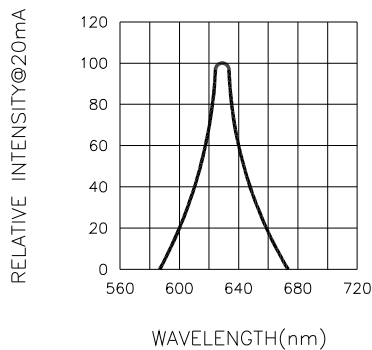


Fig.5 RELATIVE INTENSITY VS. WAVELENGTH

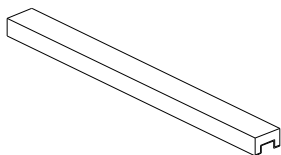


Spec. No.	PS-ND-08090304
Rev.	A

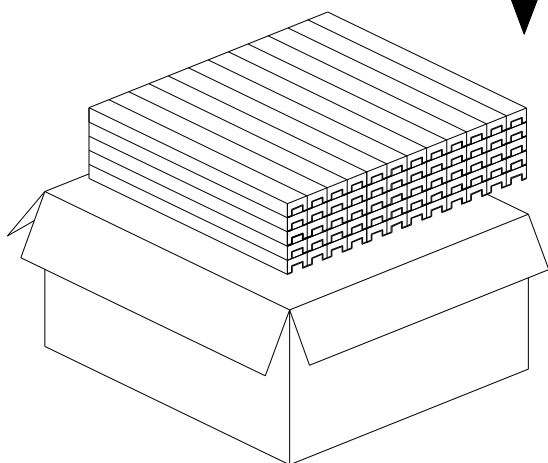
Model No: CSM-88137V9/CSM-88147V9

■ Package Dimensions

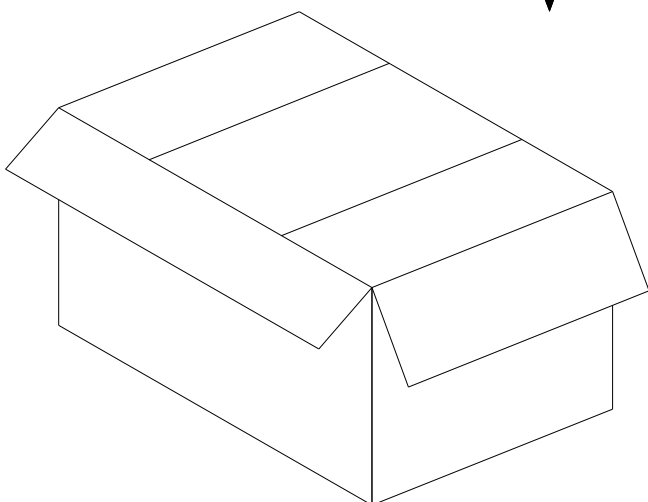
Dot-Matrix Display  
Dice Code  
CSM-88137/88147X



13 Pcs Per Tube



25 Tubes Per Inner Box  
Total Q'TY: 325 Pcs



3 Inner Boxes Per Carton.

Total Q'TY: 975 Pcs

Carton Size:

L540\*W485\*H305.5 mm

Note: The specifications are subject to change without notice. Please contact us for updated information.