

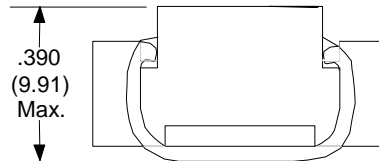
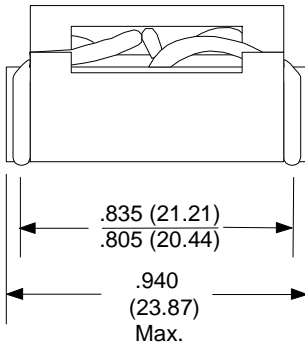
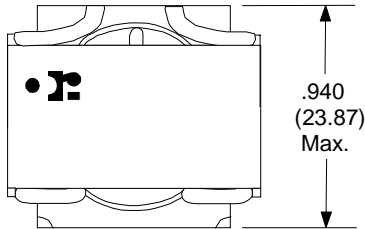
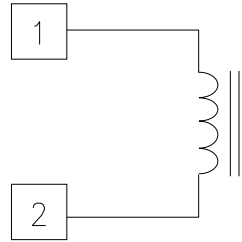
# Surface Mount Self-Leaded Inductor 150 kHz

Electrical Specifications at 25°C. Operating Temp. Range: -30°C to +130°C

Part Number	L <sup>(1)</sup> with DC ( $\mu$ H)	I <sub>DC</sub> <sup>(1)</sup> (Amps)	E-T <sup>(1)</sup> Product (V- $\mu$ s)	DCR Nom. ( $\Omega$ )
L-15371	114	2.22	62.7	0.10

1) Typical values for a 55°C Temperature rise at 150 kHz and E-T value above, the core loss is 10 % of copper loss.

Schematic Diagram



RHOMBUS P/N: L-15371	
CUST P/N:	NAME:
DATE: 5/30/00	SHEET: 1 OF 1