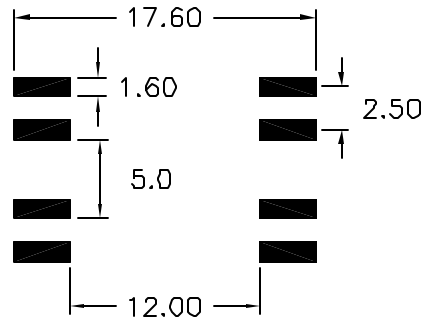
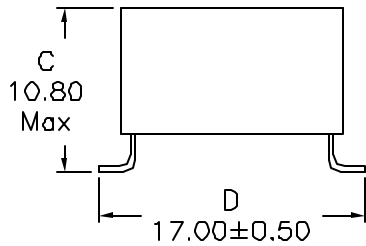
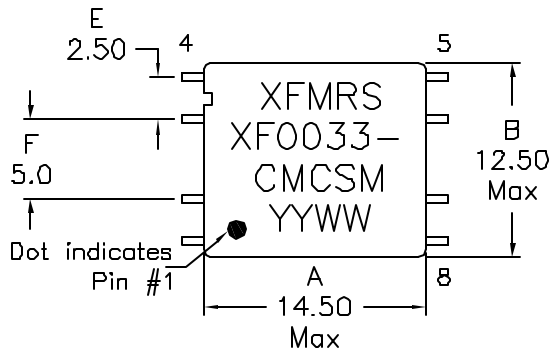
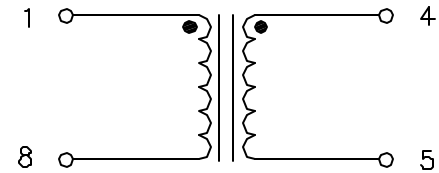


1. Mechanical Dimensions:



2. Schematic:



3. Electrical Specifications: @25°C

DCL: 3.0mH+50/-30% @10KHz 0.1V, Each Wdg
 0.5mH Min @10KHz 0.1V, Each Wdg -40°C
 DCR: 0.230 Ohms Max, Each Wdg
 Rated Current: 1A
 Turns Ratio: Pins (1-8):(4-5)=1:1±5%
 Isolation: 1500Vac, Wdg to Wdg, 2Sec
 Rated Voltage: 250VAC

Notes:

1. Solderability: Leads shall meet MIL-STD-202G, Method 208H for solderability.
2. Flammability: UL94V-0
3. ASTM oxygen Index: > 28%
4. Insulation System: Class F 155°C. UL file E151556
5. All listed parameters are to be within tolerance from -40C to +85C unless otherwise noted.
6. Storage Temperature Range: -55°C to +125°C
7. Aqueous wash compatible
8. SMD Lead Coplanarity: ±0.004"(0.102mm)
9. Electrical and mechanical specifications 100% tested
10. RoHS Compliant Component
11. 250°C IR Reflow Capable

DOC REV: B/2

PROPRIETARY Document is the property of XFMRS Group & is not allowed to be duplicated without authorization.

XFMRS Inc www.XFMRS.com		Title: CMC	
UNLESS OTHERWISE SPECIFIED TOLERANCES: .xx ±0.25 Dimensions in MM	P/N: XF0033-CMCSM		REV. B
	DWN.	Juan Mao	May-22-08
	CHK.	YK Liao	May-22-08
SHEET 1 OF 1	APP.	Joe Huff	May-22-08