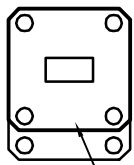
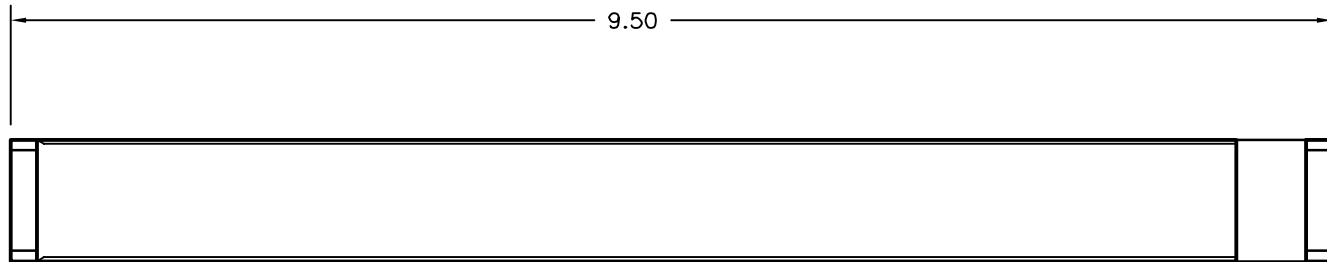
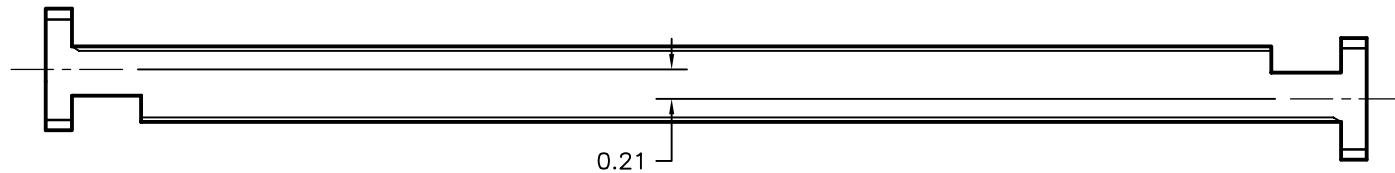


REV -	AUTH RL	DATE 07/20/06	INITIAL RELEASE
----------	------------	------------------	-----------------



WR34 FLANGE FACE  
EQUIV. TO UG 1530/U  
TYPICAL



**MODEL SPECIFICATIONS**

**MECHANICAL**

MODEL NUMBER: 34-630HPX-XX\*-6-6  
 MATERIAL: 6061/T-6 ALUM.  
 FLANGES: WR34 COVER SHOWN, OTHER FLANGES AVAILABLE UPON REQUEST

**ELECTRICAL**

FREQ. RANGE: 22.0 - 33.0 GHz  
 POWER: 75 WATTS  
 VSWR: 1.15  
 ATTENUATION: \*10, 20, 30, 40, 50dB AVAILABLE

THIRD ANGLE PROJECTION:		APPROVALS	DATE	<b>ADVANCED TECHNICAL MATERIALS, INC.</b> TEL: (631) 289-0363 FAX: (631) 289-0358 www.atmmicrowave.com	<small>THE INFORMATION IN THIS DRAWING IS PROPRIETARY AND SHALL NOT BE USED OR DISCLOSED WITHOUT THE PRIOR WRITTEN CONSENT OF ATM, INC. DO NOT SCALE DWG.</small>
UNLESS OTHERWISE NOTED, DIMENSIONS ARE IN INCHES, TOLERANCES ARE: FRACTIONS: ±1/64 ANGLES: ±1/2°		DRAWN <b>RL</b>	<b>07/20/06</b>		
BASIC DIMENSION	DECIMALS 2 PLACE   3 PLACE	CHKD.	APRVD.	<b>OUTLINE, WR34 HP FXD. PRECISION ATTEN.</b>	
UNDER 6"	<b>±.02</b>   <b>±.005</b>	MATERIAL <b>PER ORDER</b>			
6" - 12"	<b>±.03</b>   <b>±.010</b>	TREATMENT -			
OVER 12"	<b>±.06</b>   <b>±.015</b>	FINISH -			
SIZE <b>A</b>	CAGE CODE 0R8N4	ATM DWG # <b>6841W</b>		REVISION -	
SCALE <b>NONE</b>	MODEL # <b>34-630HPX-XX-6-6</b>			SHEET <b>1/1</b>	