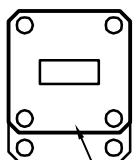
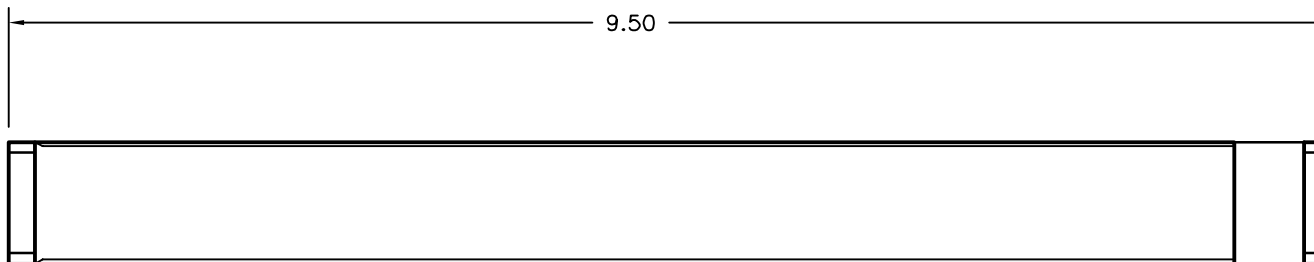
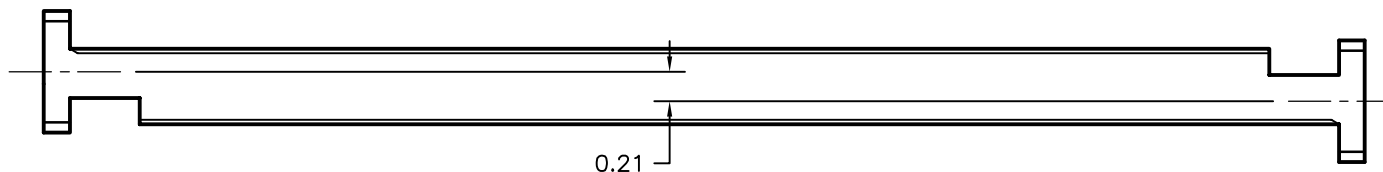


REV	AUTH	DATE	INITIAL RELEASE
-	RL	04/30/07	



WR42 FLANGE FACE  
EQUIV. TO UG 597/U  
TYPICAL



**MODEL SPECIFICATIONS**

**MECHANICAL**

MODEL NUMBER: 42-630HPX-XX\*-6-6  
 MATERIAL: 6061/T-6 ALUM.  
 FLANGES: WR42 COVER SHOWN, OTHER FLANGES AVAILABLE UPON REQUEST

**ELECTRICAL**

FREQ. RANGE: 18.0 - 26.5 GHz  
 POWER: 100W (CW)  
 VSWR: 1.15  
 ATTENUATION: \*6, 10, 20, 30, 40, 50dB AVAILABLE

THIRD ANGLE PROJECTION:		APPROVALS	DATE	<b>ADVANCED TECHNICAL MATERIALS, INC.</b> TEL: (631) 289-0363 FAX: (631) 289-0358 www.atmmicrowave.com	<small>THE INFORMATION IN THIS DRAWING IS PROPRIETARY AND SHALL NOT BE USED OR DISCLOSED WITHOUT THE PRIOR WRITTEN CONSENT OF ATM INC. DO NOT SCALE DWG.</small>		
UNLESS OTHERWISE NOTED, DIMENSIONS ARE IN INCHES, TOLERANCES ARE: FRACTIONS: ±1/64 ANGLES: ±1/2°		DRAWN <b>RL</b>	<b>04/30/07</b>				
BASIC DIMENSION	DECIMALS 2 PLACE	3 PLACE	APRVD.	<b>OUTLINE, WR42 HP FXD. PRECISION ATTEN.</b>			
UNDER 6"	<b>±.02</b>	<b>±.005</b>	MATERIAL <b>PER ORDER</b>				
6" - 12"	<b>±.03</b>	<b>±.010</b>	TREATMENT -				
OVER 12"	<b>±.06</b>	<b>±.015</b>	FINISH -	SIZE <b>A</b>	CAGE CODE 0R8N4	ATM DWG # <b>8084W</b>	REVISION -
				SCALE <b>NONE</b>	MODEL # <b>42-630HPX-XX-6-6</b>	SHEET <b>1/1</b>	