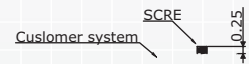
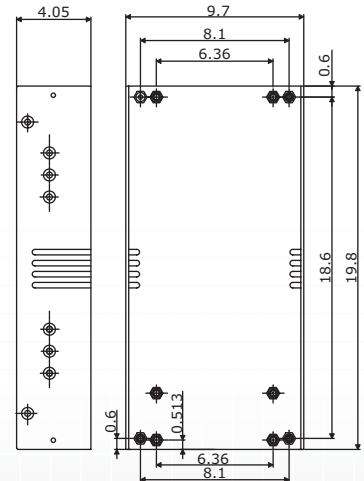
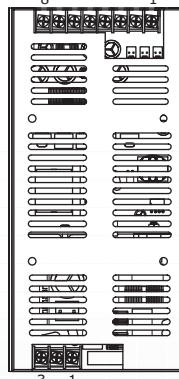
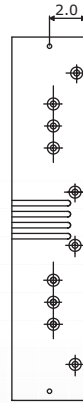
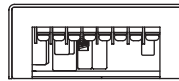


MPI-815H

150W AC-DC ATX Open Frame Power Supply



FEATURES

- ***Input Voltage:** 85~264VAC
- ***Input Frequency:** 47~63Hz
- ***Inrush Current:** The maximum inrush current is 6A at 115VAC or 3A at 230VAC
- ***Load Range:** At the factory, the +5V output is set between 5.08~5.13V and all output at 60% rated load, and the other output is checked to be within the accuracy range. The maximum total combined output power on the 3.3V and 5V rails is 90W. The maximum load cannot be exceed 150W
- ***Ripple And Noise:** The peak to peak ripple and noise for +5V, 3.3V output are less than 50mV for +5Vsb is 100mV, for +12 V is less than 100mV, for -12V is less than 150mV at rated load and nominal input, which is measured by a 15MHz bandwidth limited oscilloscope and the each output is connected with a 0.47uF capacitor
- ***Line Regulation:** The line regulation is less than +/-1% at rated load with +/-10% change in input voltage
- ***Load Regulation:** The load regulation for +5V is less than +/-2 %, for +12V is less than +/-5%, for +3.3 and -12V is less than +/-5% while the measuring is done by changing the measured output loading +/-40% from 60% rated load, and keep other output is at 60% rated load
- ***Hold Up Time:** The hold up time is longer than 16mS at 115VAC input and rated load
- ***Power On/Off:** The power supply will be turned on when the power On/Off pin is connected to secondary GND
- ***Power Good Signal:** The power is turned on, the power good signal will go high between 100 ms to 500 ms after all output DC voltage are within regulation limits
- ***Power Fail Signal:** The power fail signal will go low at least 1ms before any of the output voltages fall below the regulation limits
- ***Efficiency:** The efficiency is higher than 70% while measuring at nominal line and rated load
- ***Altitude:** 0~10,000ft
- ***Protection:** The power supply will generate the hiccup mode to protect itself against short circuit or over load condition, and will return to normal after wrong condition is removed. The power supply has over voltage protection function
- ***Over Temp. Protection:** When the power supply operating over the temperature limit, the power supply will be shut down automatically to protect itself
- ***Temperature:** 0~+50°C (operating); -20~+70°C (storage)
- ***Humidity:** 10~90% non-condensing
- ***Dimensions:** 19.8 x 9.7 x 4.0 cm

SAFETY STANDARDS

- ***Safety:** UL 60950 / CSA 22.2 No.234 / VDE EN60950
- ***EMI:** FCC docket 20780 cruve B / EN55022B
- ***EMS:** IEC 61000-4-2 Level 3 8KV air discharge, Level 2 4KV contact discharge / IEC 61000-4-3 Level 3 10V/M / IEC 61000-4-4 Level 3 2KV / IEC 61000-4-5 Level 3 2KV / IEC61000-4-6 Level 3 10V / IEC 61000-4-8 Level 3 10A/M / IEC 61000-4-11
- ***PFC:** IEC 61000-3-2 / IEC 61000-3-3

Output Voltage	Min. Load	Rated Load	Max. Load	Voltage Accuracy
+5V	1A	11A	14A	5.05~5.15V
+12V	0A	5A	10A	11.6~12.6V
-12V	0A	0.5A	1A	-11.4~-12.6V
+3.3V	0A	7.5A	12A	3.2~3.4V
+5Vsb	0A	0.75A	1.5A	4.8~5.2V