

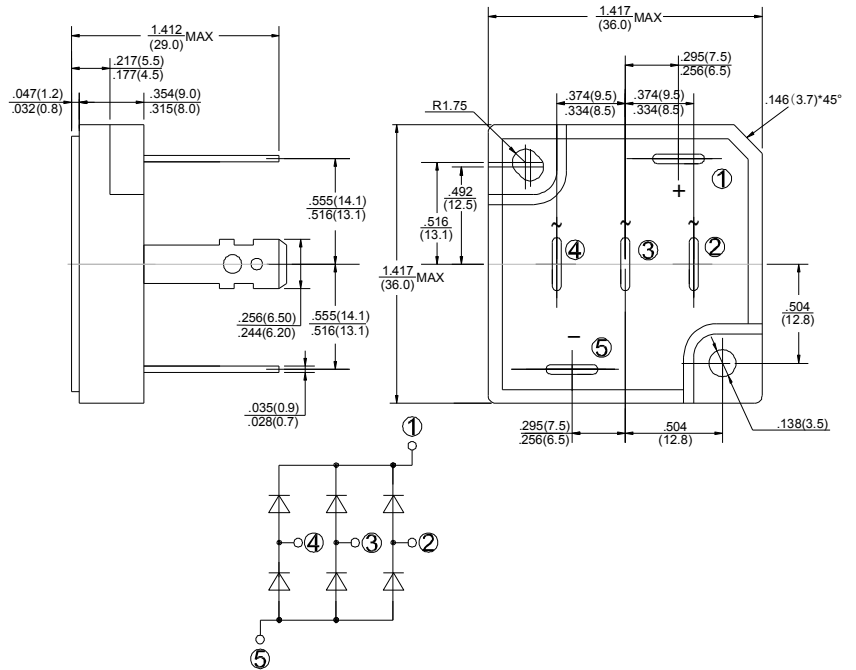
**GLASS PASSIVATED
3 PHASE BRIDGE RECTIFIERS**

REVERSE VOLTAGE - 800Volts
FORWARD CURRENT - 35Amperes

FEATURES

- Surge overload -350 amperes peak
- Low forward voltage drop
- Mounting position :Any
- Weight: 37g

SCVB



Dimensions in inches and (milimeters)

MAXIMUM RATINGS AND ELECTRICAL CHARACTERISTICS

Rating at 25°C ambient temperature unless otherwise specified.

Resistive or inductive load 60Hz.

For capacitive load, derate current by 20%

CHARACTERISTICS	SYMBOL	SC35VB80	UNIT
Maximum Recurrent Peak Reverse Voltage	VRRM	800	V
Maximum RMS Bridge Input Voltage	VRMS	560	V
Maximum Average Forward Rectified Output Current @ Tc=55°C	I(AV)	35	A
Peak Forward Surge Current 8.3ms Single Half Sine-Wave Super Imposed on Rated Load	IFSM	350	A
Current Squared time (1ms<t<10ms)	I ² t	300	A ² S
Dielectric Strength	Vdis	2000	V
Mounting Torque	TOR	0.8	N.m
Maximum Forward Voltage Drop Per Element at 12.5 A Peak	VF	1.05	V
Maximum Reverse Current at Rated DC Blocking Voltage Per Element @ TA=25°C	IR	10	µA
Typical Thermal Resistance (Note1)	RθJC	Max: 0.7	°C/W
Operating Temperature Range	TJ	-55 to +150	°C
Storage Temperature Range	TSTG	-55 to +150	°C

NOTES: 1. Thermal Resistance Junction to case.

FIG.1-MAXMUN FORWARD SURGE CURRENT

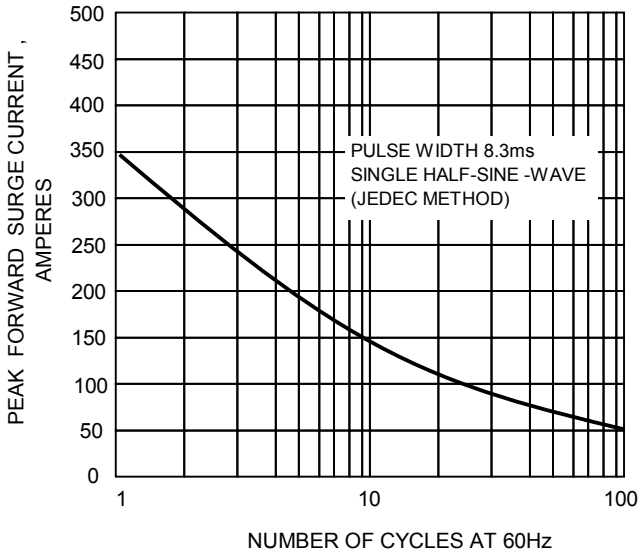


FIG.2- DERATING CURVE OUTPUT RECTIFIED CURRENT

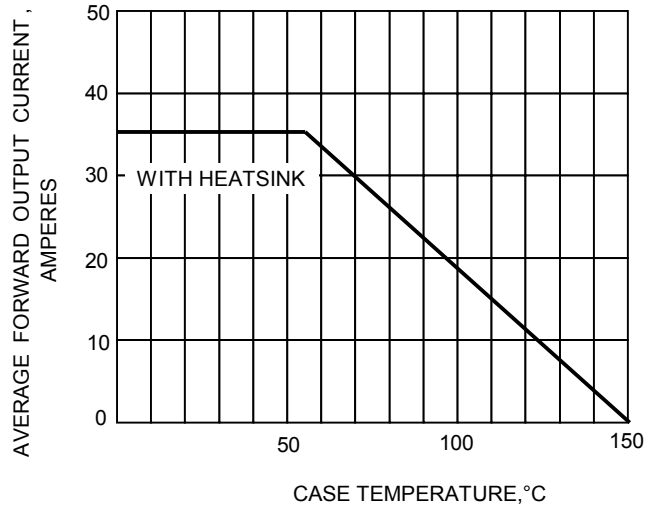


FIG.3-TYPICAL FORWARD CHARACTERISTICS

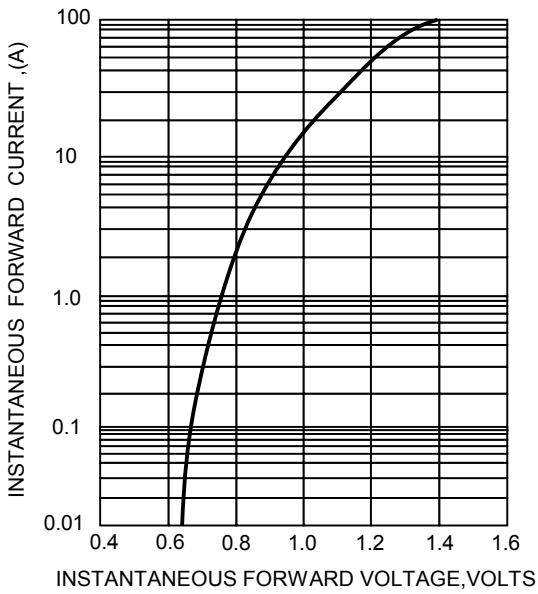


FIG.4-TYPICAL REVERSE CHARACTERISTICS

