

# MUR605CT THRU MUR660CT

## Features

- Glass passivated junction
- Superfast recovery time for high efficiency
- Low profile package
- High temperature soldering : 260°C / 10 seconds at terminals

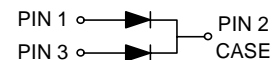
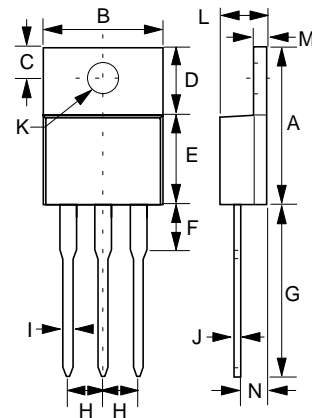
## Maximum Ratings

- Operating Temperature: -55°C to +150°C
- Storage Temperature: -55°C to +150°C

**6 Amp Super Fast  
Glass Passivated  
Rectifier  
50 to 600 Volts**

Catalog Number	Device Marking	Maximum Recurrent Peak Reverse Voltage	Maximum RMS Voltage	Maximum DC Blocking Voltage
MUR605CT	MUR605CT	50V	35V	50V
MUR610CT	MUR610CT	100V	70V	100V
MUR620CT	MUR620CT	200V	140V	200V
MUR640CT	MUR640CT	400V	280V	400V
MUR660CT	MUR660CT	600V	420V	600V

## TO-220AB



## Electrical Characteristics @ 25°C Unless Otherwise Specified

Average Forward Current	$I_{F(AV)}$	6 A	$T_C = 75^\circ\text{C}$
Peak Forward Surge Current	$I_{FSM}$	60A	8.3ms, half sine
Maximum Forward Voltage Drop Per Element	$V_F$	0.975V 1.3V 1.7 V	$I_{FM} = 3 \text{ A per element};$ $T_A = 25^\circ\text{C}^*$
Maximum DC Reverse Current At Rated DC Blocking Voltage	$I_R$	5.0uA 50uA	$T_A = 25^\circ\text{C}$ $T_A = 100^\circ\text{C}$
Maximum Reverse Recovery Time	$T_{rr}$	35ns 60ns 75ns	$I_F=0.5\text{A},$ $I_{rr}=0.25\text{A}$

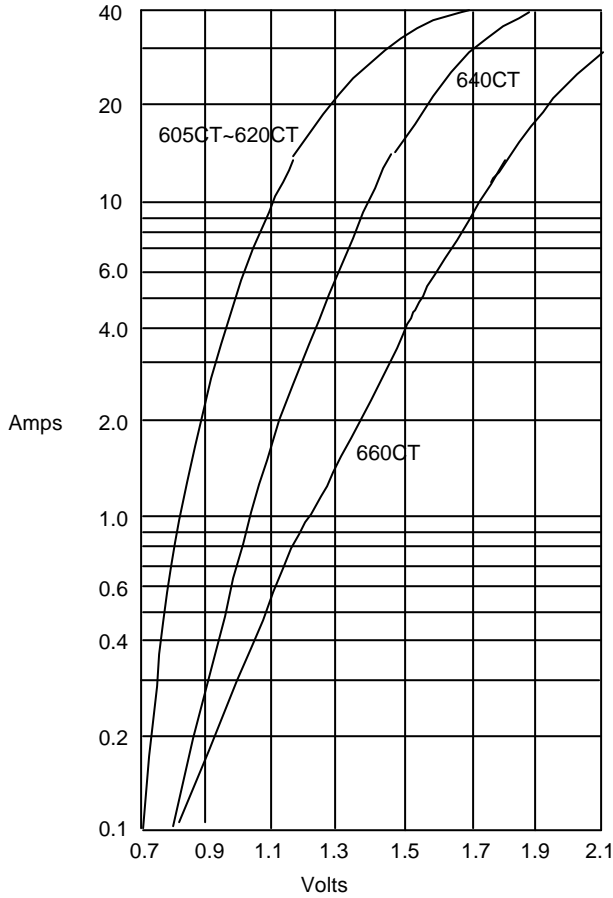
### DIMENSIONS

DIM	INCHES		MM		NOTE
	MIN	MAX	MIN	MAX	
A	.560	.625	14.22	15.88	
B	.380	.420	9.65	10.67	
C	.100	.135	2.54	3.43	
D	.230	.270	5.84	6.86	
E	.380	.420	9.65	10.67	
F	-----	.250	-----	6.35	
G	.500	.580	12.70	14.73	
H	.090	.110	2.29	2.79	
I	.020	.045	0.51	1.14	
J	.012	.025	0.30	0.64	
K	.139	.161	3.53	4.09	∅
L	.140	.190	3.56	4.83	
M	.045	.055	1.14	1.40	
N	.080	.115	2.03	2.92	

\*Pulse test: Pulse width 300 μsec, Duty cycle 2%

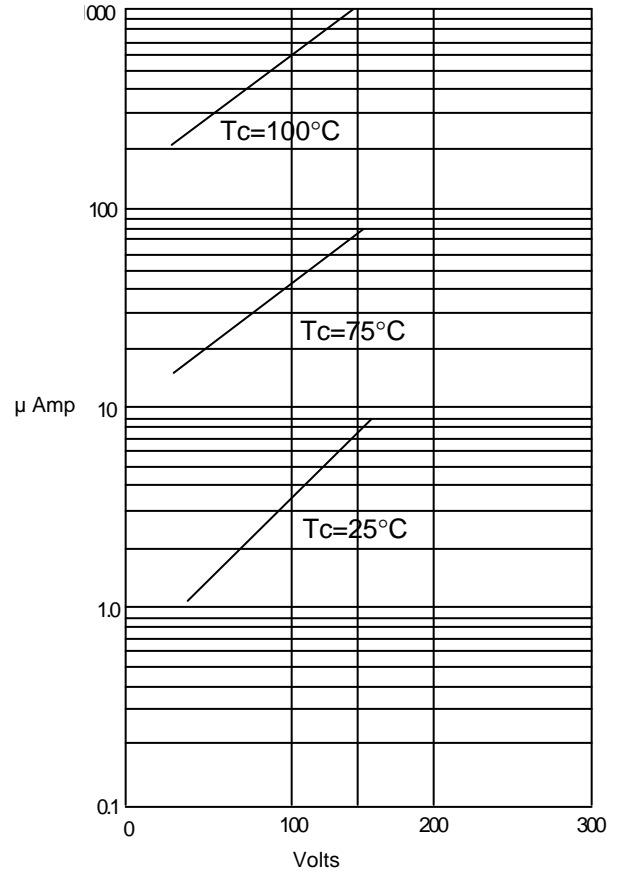
# MUR605CT thru MUR660CT

Figure 1  
Typical Forward Characteristics



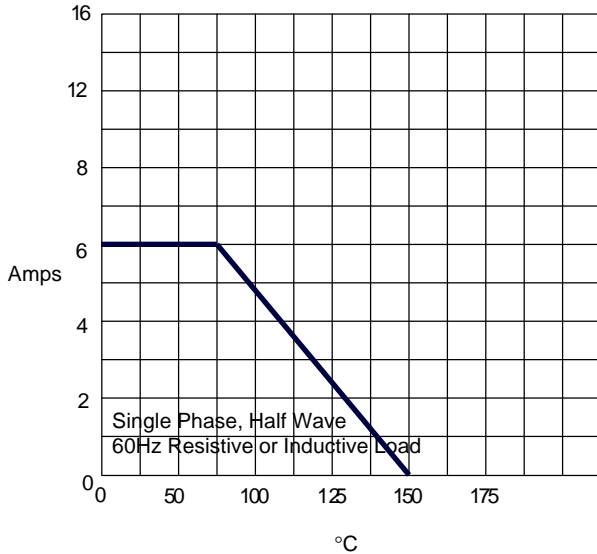
Instantaneous Forward Current - Amperes *versus*  
Instantaneous Forward Voltage - Volts

Figure 2  
Typical Reverse Characteristics



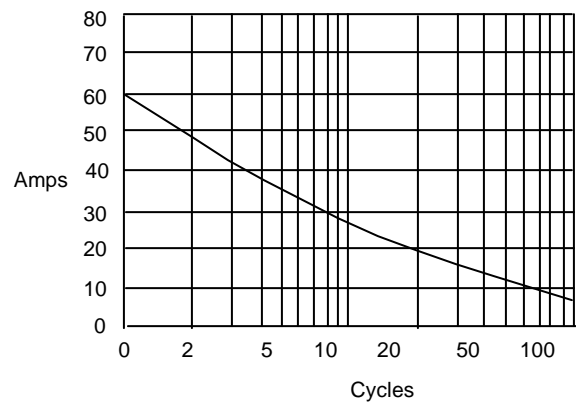
Instantaneous Reverse Leakage Current - MicroAmperes *versus*  
Percent Of Rated Peak Reverse Voltage - Volts

Figure 3  
Forward Derating Curve



Average Forward Rectified Current - Amperes *versus*  
Ambient Temperature - °C

Figure 4  
Maximum Non-Repetitive Forward Surge Current



Peak Forward Surge Current - Amperes *versus*  
Number Of Cycles At 60Hz - Cycles