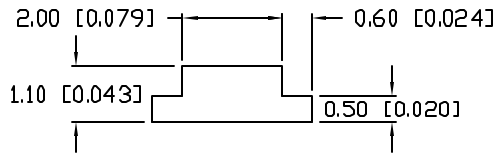
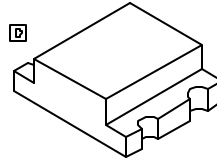
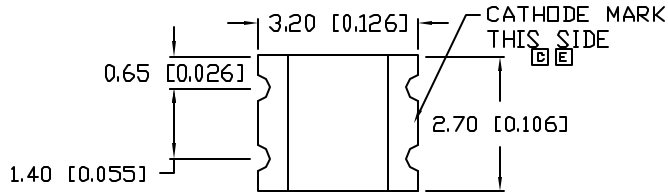
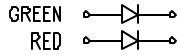
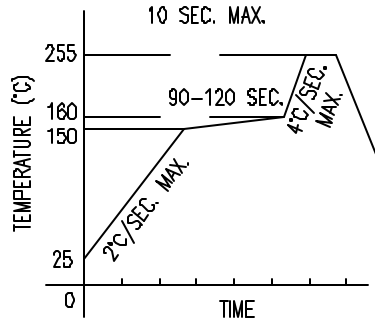


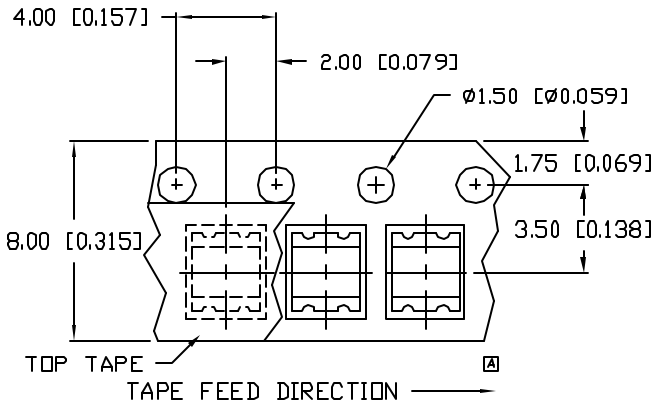
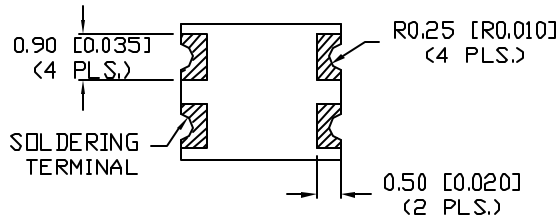
UNCONTROLLED DOCUMENT



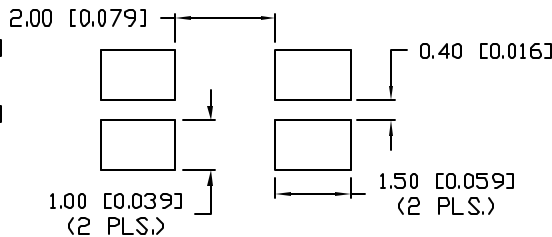
LEAD FREE REFLOW PROFILE



TOTAL TIME ABOVE 220°C IS 60 SECONDS MAX.



RECOMMENDED SOLDER PAD LAYOUT



PART NUMBER		REV.
SML-LX1210IGC-TR		G
REV.	E.C.N. NUMBER AND REVISION COMMENTS	DATE
A	ADDED TAPE W/POLARITY AND DIRECTION.	11.6.95
B	E.C.N. #10324.	3.17.97
C	E.C.N. #10404, & #10BRDR & REDRAWN.	5.22.98
D	E.C.N. #10695	1.4.01
E	E.C.N. #10834.	1.25.02
F	E.C.N. #10972.	3.25.03
G	E.C.N. #11148.	2.7.05

ELECTRO-OPTICAL CHARACTERISTICS TA=25°C If=20mA

PARAMETER	MIN	TYP	MAX	UNITS	TEST COND
PEAK WAVELENGTH		635 (RED)		nm	
		565 (GREEN)		nm	
FORWARD VOLTAGE (R/G)		2.0/2.2	2.6	Vf	
REVERSE VOLTAGE	5.0			Vr	Ir=100µA
AXIAL INTENSITY		10		med	If=20mA
VIEWING ANGLE		160		2x theta	
EMITTED COLOR:	RED/GREEN				
EPOXY LENS FINISH:	WATER CLEAR				

LIMITS OF SAFE OPERATION AT 25°C

PARAMETER	COLORS	MAX	UNITS
PEAK FORWARD CURRENT*		150	mA
STEADY CURRENT		25	mA
POWER DISSIPATION		65	mW
DERATE FROM 25°C		-1.2	mW/°C
OPERATING TEMP.		-25 TO +85	°C
STORAGE TEMP.		-30 TO +85	°C

* t < 10µS

NOTES:

- THE CATHODE IS ORIENTED TOWARDS THE TAPE SPROCKET HOLE.

CAUTION: MOISTURE SENSITIVE DEVICE
PER JEDEC LEVEL 4 STANDARDS

UNCONTROLLED DOCUMENT

*UNLESS OTHERWISE SPECIFIED TOLERANCES PER DECIMAL PRECISION ARE: X=±1 (±0.038), XX=±0.5 (±0.020), XXX=±0.25 (±0.010), XXXX=±0.127 (±0.005). LEAD SIZE=±0.05 (±0.002), LEAD LENGTH=±0.75 (±0.030). MIN.=^{+0.00}_{-0.00} DECIMAL PRECISION MAX.=^{+0.00}_{-0.00} DECIMAL PRECISION

REV. G	PART NUMBER SML-LX1210IGC-TR	CONFIDENTIAL INFORMATION THE INFORMATION CONTAINED IN THIS DOCUMENT IS THE PROPERTY OF LUMEX INC. EXCEPT AS SPECIFICALLY AUTHORIZED IN WRITING BY LUMEX INC, THE HOLDER OF THIS DOCUMENT SHALL KEEP ALL INFORMATION CONTAINED HEREIN CONFIDENTIAL AND SHALL PROTECT SAME IN WHOLE OR IN PART FROM DISCLOSURE AND DISSEMINATION TO ALL THIRD PARTIES.	<p>290 E. HELEN ROAD PALATINE, IL 60067-6976 PHONE: +1.847.359.2790 US WEB: www.lumex.com TW WEB: www.lumex.com.tw</p>
2.7mm x 3.2mm P.C.B. SURFACE MOUNT LED, DUAL RED/GREEN CHIPS, WATER CLEAR LENS, TAPE AND REEL, 3,000 PIECES PER REEL.		RELIABILITY NOTE OUR MANY YEARS OF EXPERIENCE DATA ACCUMULATION INDICATE THAT SOLDER HEAT IS A MAJOR CAUSE OF EARLY AND FUTURE FAILURE. PLEASE PAY ATTENTION TO YOUR SOLDERING PROCESS.	DRAWN BY: GT CHECKED BY: APPROVED BY: DATE: 4.21.95 PAGE: 1 OF 1 SCALE: N/A