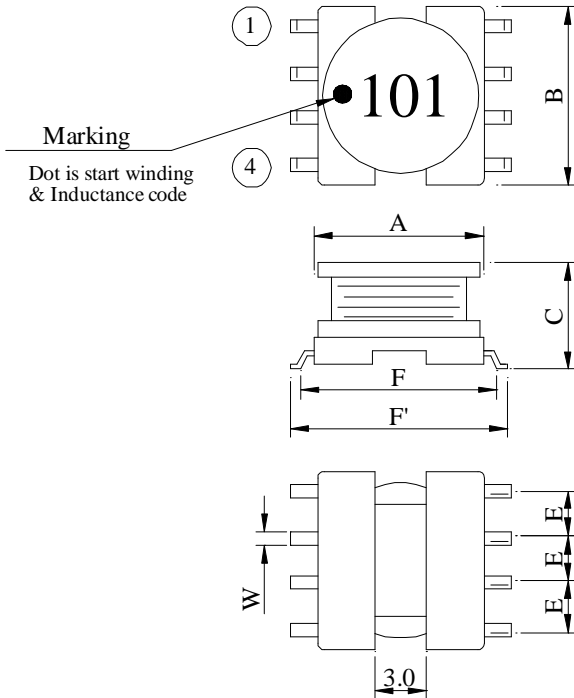


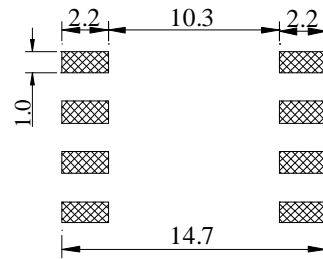
SPECIFICATION FOR APPROVAL

PROD. NAME	SMD POWER INDUCTOR	ABC'S DWG NO.	SR0906□□□□L□-□□□
		ABC'S ITEM NO.	

I . CONFIGURATION & DIMENSIONS :



- A : 9.5±0.5 m / m
- B : 10.5 max. m / m
- C : 6.0±0.3 m / m
- E : 2.5±0.3 m / m
- F : 11.0±0.5 m / m
- F' : 12.7±0.8 m / m
- W : 0.6 typ. m / m



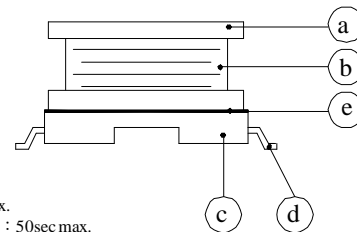
(PCB Pattern)

II . SCHEMATIC DIAGRAM :



III . MATERIALS :

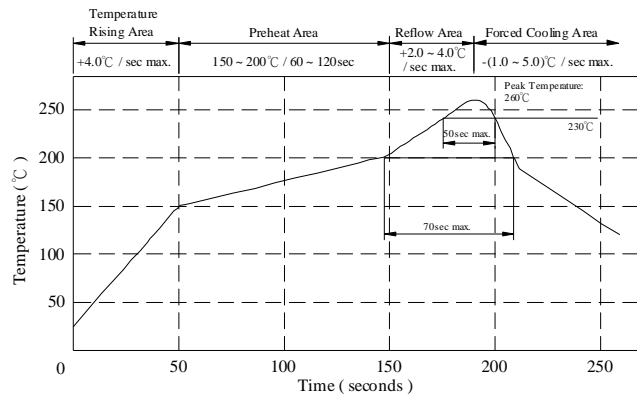
- a . Core : Ferrite DR core
- b . Wire : Enamelled copper wire (class F & H)
- c . Base : LCP E4008
- d . Terminal : Cu/Sn
- e . Adhesive : Epoxy resin
- f . Remark : Products comply with RoHS' requirements



Peak Temp : 260°C max.
 Max time above 230°C : 50sec max.
 Max time above 200°C : 70sec max.

IV . GENERAL SPECIFICATION :

- a . Temp. rise : 40°C max.
- b . Rated current : Base on temp. rise & $\Delta L / L0A = 10\%$ max.
- c . Storage temp. : -40°C ----+125°C
- d . Operating temp. : -40°C ----+105°C
- e . Resistance to solder heat : 260°C .10 secs.



SPECIFICATION FOR APPROVAL

REF : 20080801-A

PAGE: 2

PROD. NAME	SMD POWER INDUCTOR	ABC'S DWG NO.	SR0906□□□□L□-□□□
		ABC'S ITEM NO.	

V . ELECTRICAL CHARACTERISTICS :

DWG No.	Inductance (μH)	Q ref.	Test Freq. (Hz)		SRF (MHz) nom.	RDC (Ω) max.	IDC (A) max.
			L	Q			
SR09062R2ML□-□□□	2.2±20%	30	1K	7.960M	105.0	0.032	4.00
SR09062R7ML□-□□□	2.7±20%	30	1K	7.960M	84.0	0.038	3.50
SR09063R9ML□-□□□	3.9±20%	28	1K	7.960M	77.0	0.043	3.30
SR09064R7ML□-□□□	4.7±20%	28	1K	7.960M	55.0	0.050	3.00
SR09065R6ML□-□□□	5.6±20%	28	1K	7.960M	42.0	0.055	2.80
SR09066R8ML□-□□□	6.8±20%	27	1K	7.960M	36.0	0.060	2.60
SR09068R2ML□-□□□	8.2±20%	27	1K	7.960M	29.0	0.065	2.40
SR0906100ML□-□□□	10.0±20%	35	1K	2.520M	25.0	0.090	2.10
SR0906120ML□-□□□	12.0±20%	35	1K	2.520M	23.0	0.100	2.00
SR0906150ML□-□□□	15.0±20%	35	1K	2.520M	22.0	0.110	1.90
SR0906180ML□-□□□	18.0±20%	35	1K	2.520M	19.0	0.120	1.80
SR0906220ML□-□□□	22.0±20%	35	1K	2.520M	16.0	0.130	1.60
SR0906270KL□-□□□	27.0±10%	35	1K	2.520M	15.0	0.150	1.40
SR0906330KL□-□□□	33.0±10%	35	1K	2.520M	13.5	0.180	1.25
SR0906390KL□-□□□	39.0±10%	25	1K	2.520M	13.0	0.190	1.15
SR0906470KL□-□□□	47.0±10%	25	1K	2.520M	12.2	0.230	1.10
SR0906560KL□-□□□	56.0±10%	25	1K	2.520M	12.0	0.260	1.05
SR0906680KL□-□□□	68.0±10%	20	1K	2.520M	10.0	0.310	1.00
SR0906820KL□-□□□	82.0±10%	20	1K	2.520M	9.2	0.330	0.95
SR0906101KL□-□□□	100.0±10%	15	1K	0.796M	9.0	0.390	0.90
SR0906121KL□-□□□	120.0±10%	15	1K	0.796M	8.0	0.430	0.85
SR0906151KL□-□□□	150.0±10%	15	1K	0.796M	7.5	0.560	0.75
SR0906181KL□-□□□	180.0±10%	15	1K	0.796M	7.0	0.640	0.70
SR0906221KL□-□□□	220.0±10%	20	1K	0.796M	6.0	0.850	0.60
SR0906271KL□-□□□	270.0±10%	20	1K	0.796M	5.5	1.000	0.55
SR0906331KL□-□□□	330.0±10%	15	1K	0.796M	5.3	1.270	0.50
SR0906391KL□-□□□	390.0±10%	15	1K	0.796M	5.0	1.400	0.45
SR0906471KL□-□□□	470.0±10%	15	1K	0.796M	4.8	1.630	0.40
SR0906561KL□-□□□	560.0±10%	15	1K	0.796M	4.5	2.100	0.32
SR0906681KL□-□□□	680.0±10%	15	1K	0.796M	4.0	2.400	0.28
SR0906821KL□-□□□	820.0±10%	15	1K	0.796M	3.5	2.750	0.24
SR0906102KL□-□□□	1000.0±10%	60	1K	0.252M	2.5	3.500	0.22
SR0906122KL□-□□□	1200.0±10%	60	1K	0.252M	2.0	4.000	0.20
SR0906152KL□-□□□	1500.0±10%	70	1K	0.252M	2.0	5.000	0.18
SR0906182KL□-□□□	1800.0±10%	60	1K	0.252M	1.9	5.800	0.17
SR0906222KL□-□□□	2200.0±10%	94	1K	0.252M	1.6	8.000	0.14
SR0906272KL□-□□□	2700.0±10%	90	1K	0.252M	1.3	9.000	0.13
SR0906332KL□-□□□	3300.0±10%	78	1K	0.252M	1.3	10.000	0.12
SR0906392KL□-□□□	3900.0±10%	96	1K	0.252M	1.2	13.500	0.10
SR0906472KL□-□□□	4700.0±10%	86	1K	0.252M	1.0	15.000	0.09
SR0906562KL□-□□□	5600.0±10%	100	1K	0.252M	1.0	20.000	0.07
SR0906682KL□-□□□	6800.0±10%	90	1K	0.252M	0.9	23.000	0.06
SR0906822KL□-□□□	8200.0±10%	100	1K	0.252M	0.8	28.000	0.05
SR0906103KL□-□□□	10000.0±10%	100	1K	79.6K	0.7	33.000	0.04

- 1). □ : Packaging information... \square : Bulk \square : Taping Reel
 2). "-□□□": Reference code
 3). IDC base on temp. rise 40°C max. & $\Delta L/L0A=10\%$ max.

AR-001A



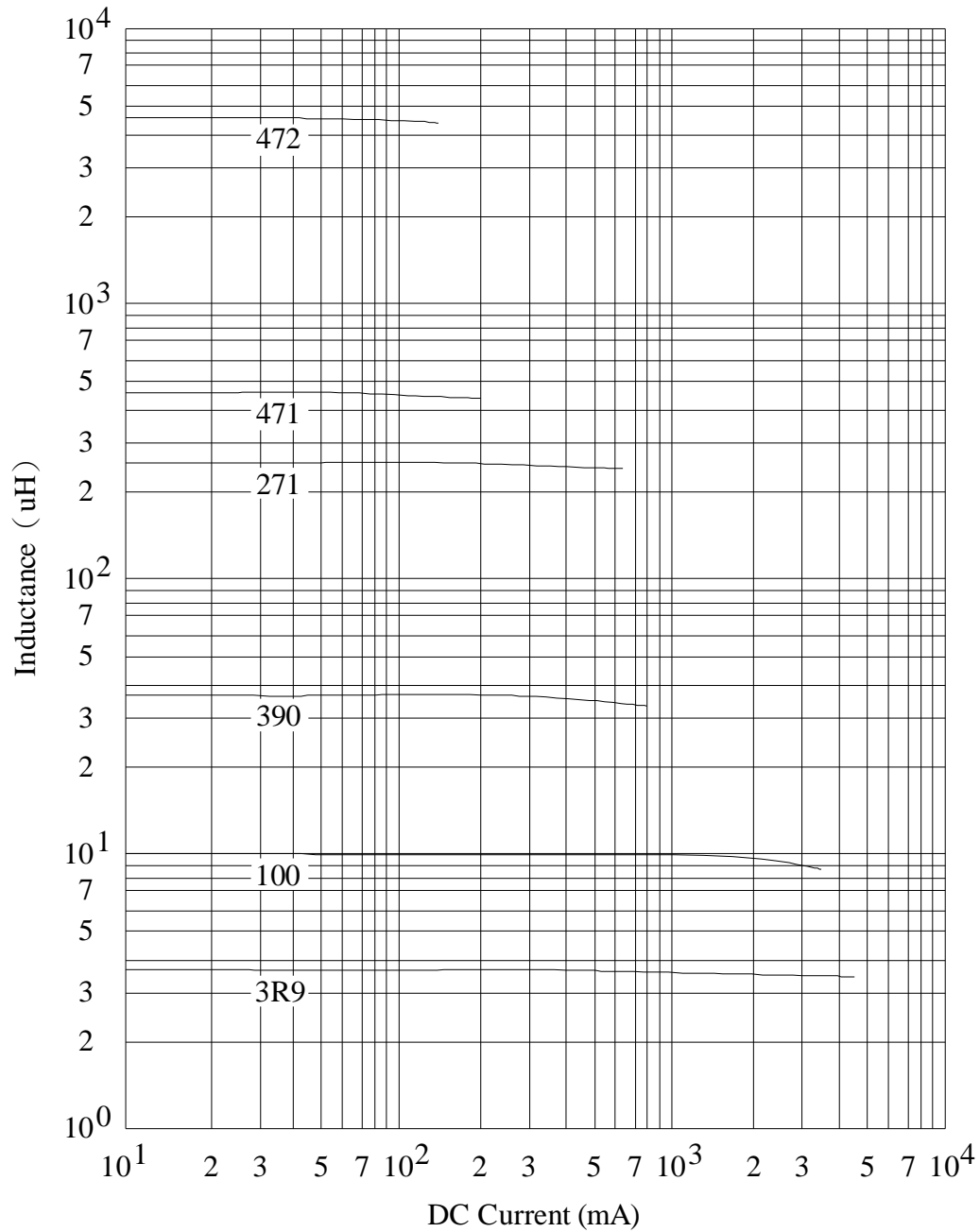
SPECIFICATION FOR APPROVAL

REF : 20080801-A

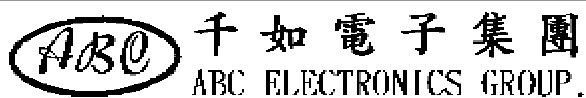
PAGE: 3

PROD. NAME	SMD POWER INDUCTOR	ABC'S DWG NO. ABC'S ITEM NO.	SR0906□□□□L□-□□□
---------------	--------------------	---------------------------------	------------------

VI . INDUCTANCE VS. DC CURRENT CURVE :



AR-001A



SPECIFICATION FOR APPROVAL

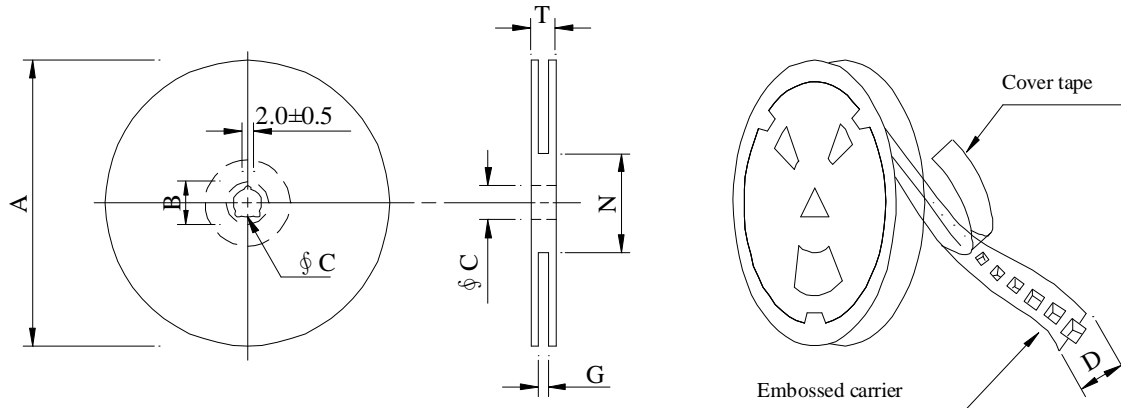
REF : 20080801-A

PAGE: 4

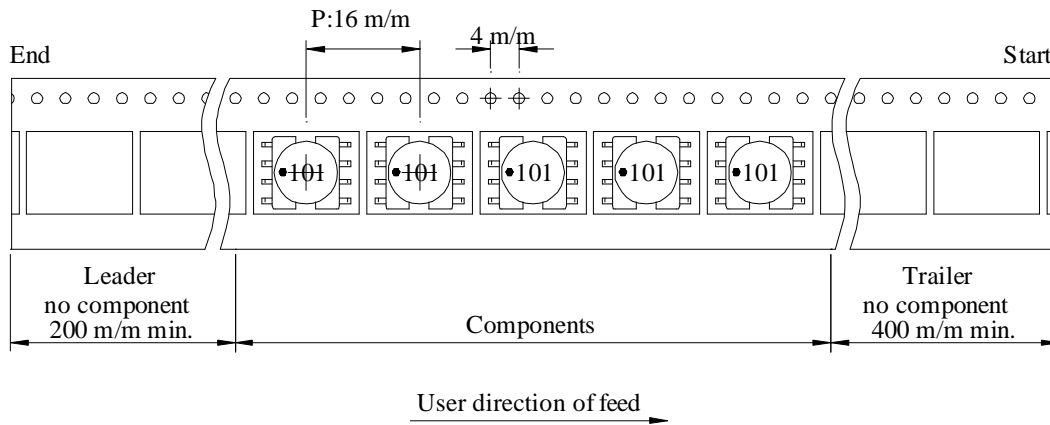
PROD. NAME	SMD POWER INDUCTOR	ABC'S DWG NO.	SR0906□□□□L□-□□□
		ABC'S ITEM NO.	

VII . PACKAGING INFORMATION :

(1) Configuration



※Carrier tape width : D



(2) Dimensions

Unit:m/m

Style	A	B	C	D	G	N	T
13 - 24	330	21±0.8	13±0.5	24	26 ⁺⁰	50 ⁻⁰	30.4

(3) Q'TY & G.W. Per package

Series	Inner : Reel			Outer : Carton		
	Q'TY (pcs)	G.W. (gw)	Style	Q'TY (pcs)	G.W. (Kg)	Size (cm)
SR0906	600	1,400	13 - 24	2,400	7.6	40 x 40 x 24

AR-001A

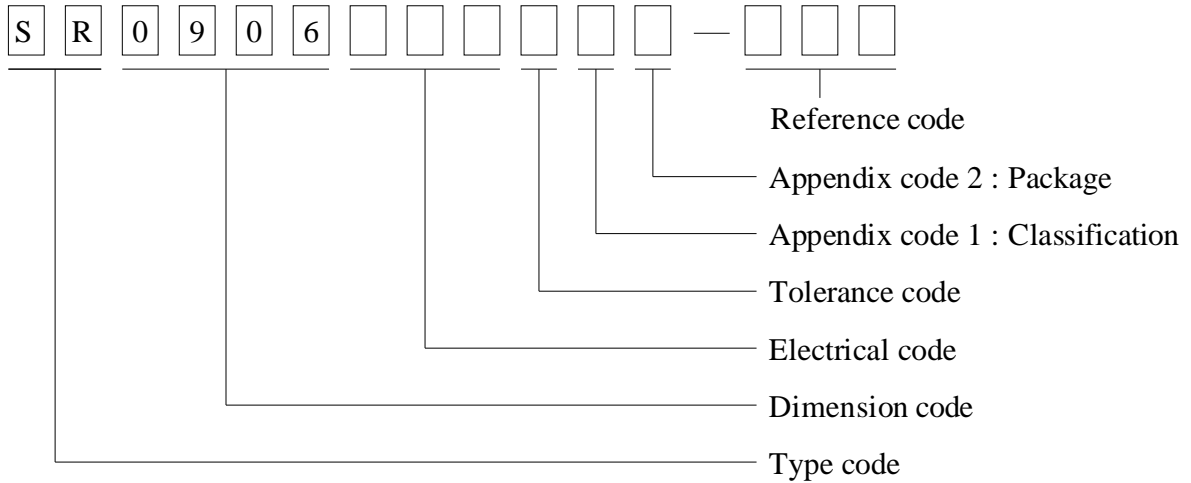
SPECIFICATION FOR APPROVAL

REF : 20080801-A

PAGE: 5

PROD. NAME	SMD POWER INDUCTOR	ABC'S DWG NO.	SR0906□□□□L□-□□□
		ABC'S ITEM NO.	

VIII . DWGING NUMBER EXPRESSION :



Appendix code 1 : Product Classification

- L : Lead Free Standard products comply with RoHS' requirements
- 1 ~ 9 : Lead Free Special products comply with RoHS' requirements

Appendix code 2 : Package Information

Code	Inner package	Inner package QTY	Remark
A	T.B.D.	T.B.D.	
B	T / R (Reel package)	600 PCS	
C	T / R (Reel package)	600 PCS	Hot-press

SPECIFICATION FOR APPROVAL

REF : 20080801-A

PAGE: 6

PROD. NAME	SMD POWER INDUCTOR	ABC'S DWG NO.	SR0906□□□□L□-□□□
		ABC'S ITEM NO.	

IX . RELIABILITY TEST :

Test item	Specification	Test condition						
Solderability	More than 95% of the terminal electrode shall be covered With fresh solder.	Preheat : 155°C / 4 hours. Solder : Sn96.5 / Ag3 / Cu0.5 or equivalent Solder temp. : 235±5°C Flux : Rosin Dip time : 5±0.5 seconds						
Thermal shock test (Temp. cycle)	Electrical oharacteristics shall not change more than ±20%	<table style="width: 100%; border: none;"> <tr> <td style="text-align: center;">Room temp. 15 minutes</td> <td style="text-align: center;">→</td> <td style="text-align: center;">-40 °C 30 minutes</td> </tr> <tr> <td style="text-align: center;">Room temp. 15 minutes</td> <td style="text-align: center;">→</td> <td style="text-align: center;">+105 °C 30 minutes</td> </tr> </table> <p>Total : 50 cycles</p>	Room temp. 15 minutes	→	-40 °C 30 minutes	Room temp. 15 minutes	→	+105 °C 30 minutes
Room temp. 15 minutes		→	-40 °C 30 minutes					
Room temp. 15 minutes		→	+105 °C 30 minutes					
Humidity test		Temperature : 40±2°C Humidity : 90±5% Time : 1000 hours						
High temp. Resistance test	Temperature : 105±5°C Applied current : Per spec. Time : 96 hours							

AR-001A



SPECIFICATION FOR APPROVAL

REF : 20080801-A

PAGE: 7

PROD. NAME	SMD POWER INDUCTOR	ABC'S DWG NO. ABC'S ITEM NO.	SR0906□□□□L□-□□□
---------------	--------------------	---------------------------------	------------------

X . UL CARD :

OBMW2 September 8, 2000
Magnet Wire-Component

JUNG SHING WIRE CO LTD E174837
231 CHUNG CHENG RD, SEC 3 JEN-TEH HSIANG, TAINAN
HSIEN TAIWAN

Mtl Dsg	Mark Dsg	BC	Coat Typ	OC	ANSI Type	Temp Class
AIW	---	Polyamideimide	---	---	MW81-C	220
CFUEWB	---	Polyurethane	---	---	MW75C	130
EIAIW	---	Polyesterimide	Polyamideimide	---	MW35C	200
EILOCKY	---	Polyesterimide	Polyamide	---	---	180
EILOCKW	---	Polyesterimide	Modified Epoxy	---	---	200
EIW	---	Polyesterimide	---	---	---	220
EIW-2	---	Polyesterimide	---	---	MW74-C	200
FL.EILOCKY	---	Modified Polyester	Polyamide	---	---	155
LSFFW	---	Polyurethane	---	---	MW79-C	155
LSUEW	---	Polyurethane	---	---	---	130
PEW	---	Polyester	---	---	---	155
PEY	---	Polyester	Nylon	---	MW24-C	155
SF.FLW	---	Modified Polyester	---	---	MW26C	155
SF.EIW	---	Polyesterimide	---	---	MW77C	180
SF.BY@	---	Modified Polyester	Nylon	---	MW27-C	155
SF.FLY@	---	Modified Polyester	Nylon	---	MW27-C	155
SF.BLOCKBS	---	Modified Polyester	Modified Polyamide	---	---	155
SF.EILOCKY#	---	Polyesterimide	Polyamide	---	---	180
SF.EILOCKBS	---	Polyesterimide	Modified Polyamide	---	---	180
SF.BW@	---	Modified Polyester	---	---	MW26C	155
SFFW	---	Polyurethane	---	---	MW79	155

287806002 Page 1 of 2

A not-for-profit organization
dedicated to public safety and
committed to quality service

Mtl Dsg	Mark Dsg	BC	Coat Typ	OC	ANSI Type	Temp Class
SFFY	---	Polyurethane	---	Polyamide	MW80C	155
UEW-1	---	Polyurethane	---	---	MW2-C	105
UEW-2	---	Polyurethane	---	---	---	130
UEW-4	---	Polyurethane	---	---	MW75C	130
UEY	---	Polyurethane	---	Nylon	MW28-C	130
UEY-2	---	Polyurethane	---	Polyamide	MW28-C	130

287806002 Page 2 of 2

OBMW2/E174837
September 8, 2000

@-May be suffixed by LZ; # - May be suffixed by LZ, EL or LZL.
LZ - Signifies magnd wires twisted together; EL - signifies base coated magnet wire laid parallel with top coat applied overall; LZL - signi-
fies base coated magnet wire twisted together and covered with top coat overall.
Marking: Company name or trademarks JSW or 榮星電線, material designation or marked designation on packaed or reel, and
Recognized Component Mark.

See General Information Preceding These Recognitions
For use only in equipment where the acceptability of the combination is determined by Underwriters Laboratories Inc.

AR-001A



SPECIFICATION FOR APPROVAL

REF : 20080801-A

PAGE: 8

PROD. NAME	SMD POWER INDUCTOR	ABC'S DWG NO.	SR0906□□□□L□-□□□
		ABC'S ITEM NO.	

OBMW2 October 06, 2005
Magnet Wire-Component

ELEKTRISOLA (MALAYSLA) SDN BHD E143312
JALAN DAMAI SATU JANDA BAIK 28750 BENTONG, PAHANG
DARUL MAKMUR MALAYSIA

Mtl Dsg	Mark Dsg	Coating Type		ANSI Typ	Temp Class
		BC	OC		
Estersol 180	E180	Polyesterimide (solderable)	—	MW-77	180
Amldester 200	A200	Polyesterimide	—	MW-74	200
Polysol-N 155	PN155	Polyurechane	Nylon	MW-80,	155,
				MW-28	130
Polysol 155	P155, G155	Polyurechane	—	MW-79,	155,
				MW-75	130
Polysol 155g	Pg155	Polyurechane	—	MW-75	130
Polysol 155p	Pp155,Gp155	Polyurechane	—	MW-79	155
Polysol 160	P160	Polyurechane	—	MW-79	155
Polysol 180	P180,G180	Polyurechane	—	MW-82	180
Polysol 170	P170 or G170	Polyurechane	—	MW-79	155
Polysol-N 180	PN180	Polyurechane	Nylon	MW-79	155
Polysol P155p	P155p	Polyurechane	—	MW-83	180
				MW-79	155

Marking : Company name, material designation or marked designation and factory identification on package ok reel

See General Information preceding These Recognitions
For use only in equipment where the acceptability of the combination is determined by Underwriters Laboratories Inc.

AR-001A

