

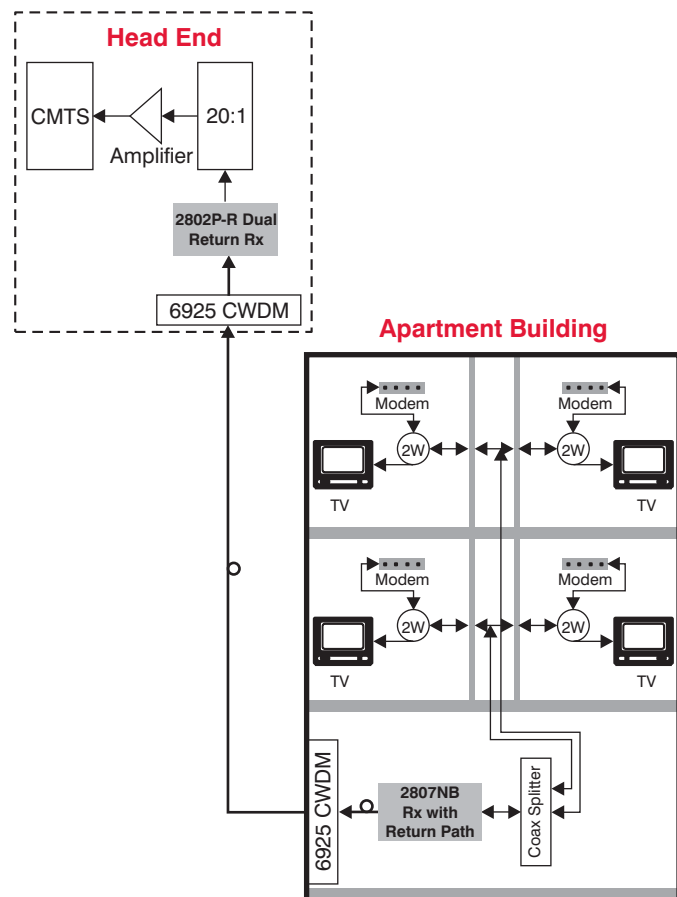
### CATV Transmitter

- Transmits up to 10 CATV channels over one single-mode fiber.
- Supports transmission of sub-band, low-band, FM, mid-band, and high-band channels, adding flexibility to the system.
- Built-in RF Input Level indicator aids in commissioning and troubleshooting the link.
- Return path receiver option is available for back-haul applications.
- Compatible with standard television industry voltages and impedances.
- Ideal for small corporate TV video distribution, campus media retrieval, teleconferencing, and much more.



*Model 2802PRO Transmitter*

The Force, Incorporated CATV Model 2802PRO 10 Channel CATV VSB/AM video link offers a state-of-the-art solution for high-quality CATV transmission. The Model 2802PRO offers exceptional analog bandwidth from 5 to 400 MHz allowing transmission of all sub-band, low-band, FM, mid-band, and high-band channels. This feature allows the system to deliver custom designed video services. In conjunction with a VCR, camcorder, or cable television feed, the Model 2802PRO can transmit TV channels and their sound carriers, over a distance of 10 km or more at 1310 nm over one single-mode fiber. A return path receiver is available for back-haul applications. The unit utilizes inputs from standard CATV VSB/AM modulators, processors, and other ancillary equipment, making the Model 2802PRO link an excellent plug-and-play system. LED indicators and built-in RF and optical power meters allow for quick assessment of the link's status.

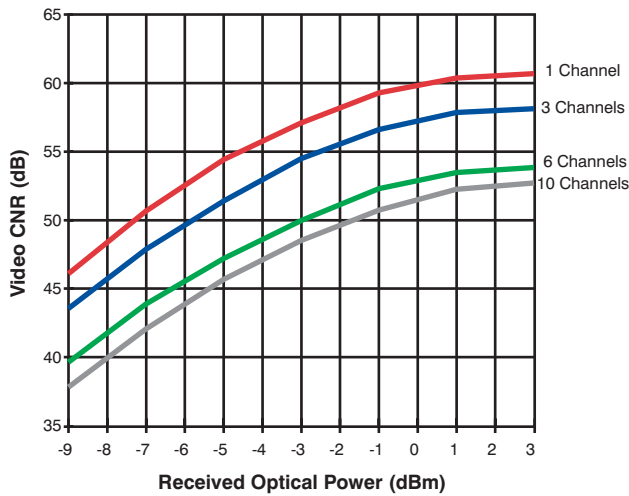


Information contained herein is deemed to be reliable and accurate as of issue date. EMCORE reserves the right to change the design or specifications of the product at any time without notice. Ortel, the Ortel logo, EMCORE, and the EMCORE logo are trademarks of EMCORE Corporation.

# Specifications and Ordering Information

## Optical and RF Characteristics

	Min	Typ	Max	Units
Tx Optical Output Power	+2.0	+3.0	+4.0	dBm
Rx Optical Input Power	-9.0		+4.0	dBm
Optical Loss Range	0		12	dB
Operating Wavelength	1290	1310	1330	nm
Lower Bandwidth			5	MHz
Upper Bandwidth	350	400		MHz
Impedance		75		Ohms
Carrier-to-Noise Ratio	See Graph Below			
End-to-End Link Gain				
0 dB Optical Loss		+24		dB
10 dB Optical Loss		+4		dB
Composite Triple Beat		-63	-57	dB
Composite Second Order		-70	-65	dB
Flatness			±1.0	dB



**Model 2802PRO Stand-alone Receiver and Transmitter**

## SM 10 Channel Link P/N

2802PRO Tx and Rx Options	FC/APC Conn.	SC/APC Conn.
Std.-alone Tx, SM, 1310 nm	2802P-T-1310-FA	2802P-T-1310-SA
Std.-alone Rx, SM, 1310/1550 nm	2802P-R-FA	2802P-R-SA
3RU Dual Return Rx, SM, 1310/1550 nm	2802P-R-DUAL-FA	2802P-R-DUAL-SA

## Electrical Characteristics


	Min	Typ	Max	Units
Power Supply Voltage		+9		VDC
Tx Current Draw		205	260	mA
Rx Current Draw		95	150	mA

## Physical Characteristics

	Min	Typ	Max	Units
Weight (Stand-alone Tx/Rx)		6		oz.
		170		g
Weight (3RU Rx)		8		oz.
		227		g
Dimensions (Stand-alone Tx/Rx)	5.75 x 2.95 x 1.143			in.
	146 x 75 x 29			mm
Dimensions (3RU Rx)	5.06 x 1.39 x 12.00			in.
	129 x 35 x 305			mm

## Environmental Characteristics

	Min	Typ	Max	Units
Operating Temp. Range	+10		+40	°C
Storage Temp. Range	-20		+70	°C
Relative Humidity	0		95	%



**Model 2802PRO Dual Return Receiver Front and Rear Panels**

## Rack and P.S. P/N

Accessory Options	Rack Accessories	Power Supplies
Stand-alone P.S. +9 Volts DC		PS095-1
3RU 19" Rack Chassis	3000CB-NN	
3RU P.S., Universal AC 3RU P.S., -48 Volts DC		3000UC-NN 3000UE-NN

Information contained herein is deemed to be reliable and accurate as of issue date. EMCORE reserves the right to change the design or specifications of the product at any time without notice. Ortel, the Ortel logo, EMCORE, and the EMCORE logo are trademarks of EMCORE Corporation.

825 Park Street, Christiansburg, VA 24073  
 USA (800) 732-5252 • TEL (540) 382-0462 • FAX (540) 381-0392  
 csr-sales@forceinc.com • www.forceinc.com