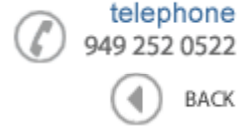




Data Sheet



Product Category: IF SAW Filter

Part Number	Package	Application	Last Modified
813-SL140.0M-15	13.3 x 6.5 SMD	Base Station & Repeater	Apr 18, 2007

TYPE :
140.0 MHz Bandpass Filter
Low Loss



PART NUMBER :
813-SL140.0M-15

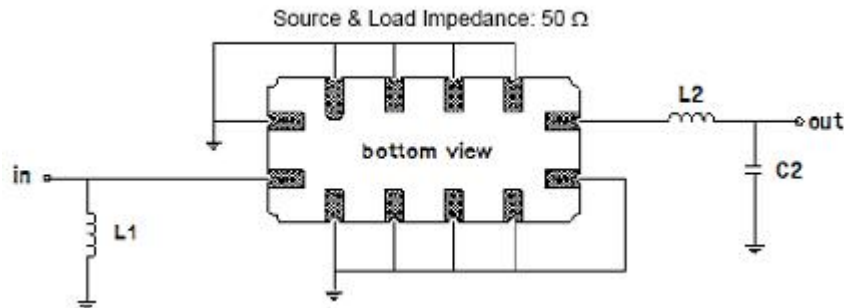
OPERATING CONDITIONS / ELECTRICAL CHARACTERISTICS

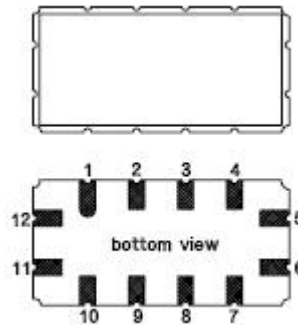
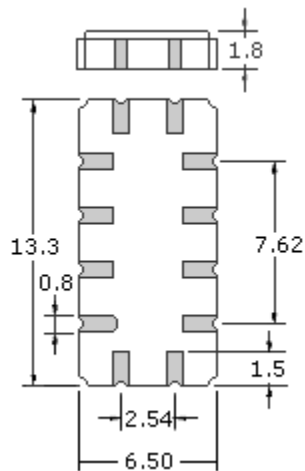
PARAMETERS	Minimum	Typical	Maximum	Units
Center Frequency	139.8	140.0	140.2	MHz
Insertion Loss at Fo	-	8.0	11.0	dB
Source Impedance (single ended)*	-	50	-	ohm
Load Impedance (single ended)*	-	50	-	ohm
Bandwidth at -1.0 dB	13.6	13.8	-	MHz
Bandwidth at -3.0 dB	14.8	15.05	-	MHz
Bandwidth at -40.0 dB	-	18.35	18.6	MHz
Bandwidth at -45.0 dB	-	18.6	19.0	MHz
Relative Attenuation:	-			
Lower Sidelobe	45	48	-	dB
Upper Sidelobe	40	45	-	dB
Amplitude Ripple	-	0.62	1.0	dBp-p
Group Delay Variation	-	110	180	nsec
Absolute Delay at Fo	-	0.98	-	µsec
Temperature Coefficient	-	-	-94	ppm/°C

*With Matching Network (Reference Testing Environment Circuit as shown) Modify Impedance Values as necessary.

PACKAGE OUTLINE (mm)

TEST FIXTURE

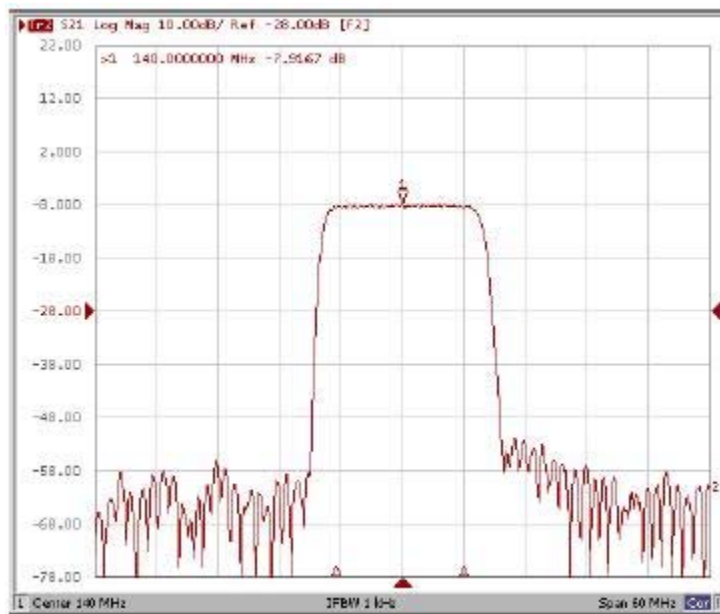




PIN Description IN-11,OUT-5,GROUND-1,2,3,4,6,7,8,9,10,12

Test Fixture & Values	
Input	L1=39nH Q >40
Output	L2=47nH Q.>40 , C2=27pF

FREQUENCY RESPONSE



Oscilent Corporation - CALL **949.252.0522**
 18195 East McDermott Street, Building D, Irvine, CA 92614, USA
 Fax: 949.252.0599, E-Mail: Sales@Oscilent.com

Part No.: 813-SL140.0M-15