



Data Sheet



Product Category: IF SAW Filter

Part Number	Package	Application	Last Modified
813-SL70.0M-5B	13.3 x 6.5 SMD	IF SAW Filter	Jan. 01, 2007

TYPE :
Low-Loss 70MHz IF SAW Filter

PART NUMBER :
813-SL70.0M-5B



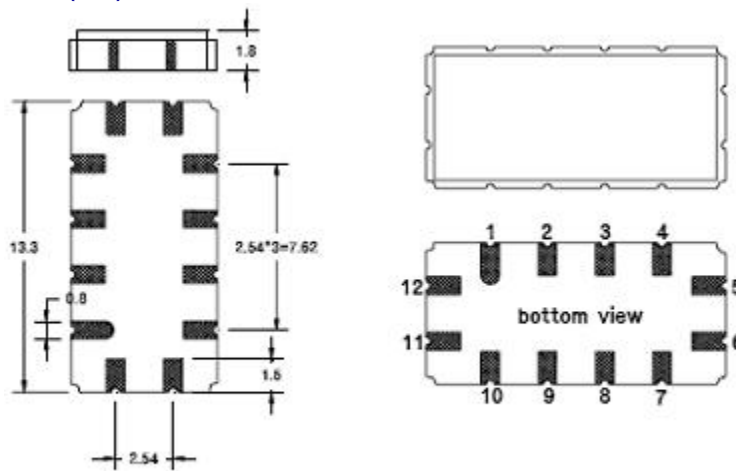
OPERATING CONDITIONS / ELECTRICAL CHARACTERISTICS

PARAMETERS	Minimum	Typical	Maximum	Units
Center Frequency (Fo)	69.8	70.0	70.2	MHz
Insertion Loss at Fo	-	9.2	10.5	dB
Source Impedance (single ended)*	-	50	-	ohm
Load Impedance (single ended)*	-	50	-	ohm
Temperature Coefficient	-	-94	-	ppm/C
Amplitude Ripple within fo +/-2.1MHz	-	0.6	1.0	dBp-p
1dB Bandwidth	5.00	5.30	-	MHz
3dB Bandwidth	5.50	5.80	-	MHz
40dB Bandwidth	-	7.85	8.20	MHz
Relative Attenuation:	-			
from 10 to 64 MHz	40	45	-	dB
from 76 to 140MHz	40	42	-	dB
Absolute Delay at Fo	-	1.30	-	us
IN/OUT Return Loss at Fo	-	-	-	dB
Group Delay Variation/ fo +/-2.1MHz	-	80	200	ns

*With Matching Network (Ref. Testing Environment Circuit as Shown Below).

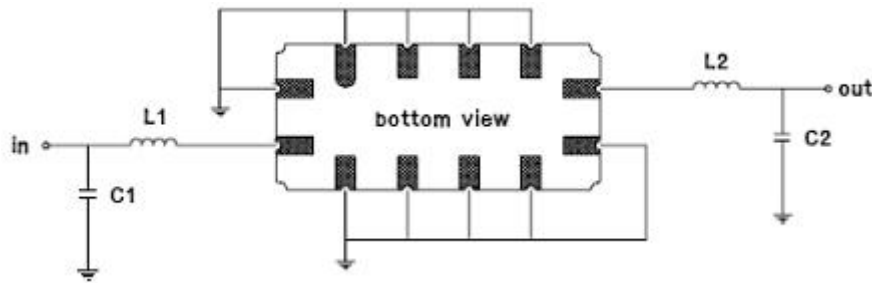
Those impedances could be modified with different impedance values and/or structures, if necessary

PACKAGE OUTLINE (mm)



PIN Descriptions: IN – 11, OUT – 5, GROUND - 1,2,3,4,6,7,8,9,10,12

TEST CIRCUIT

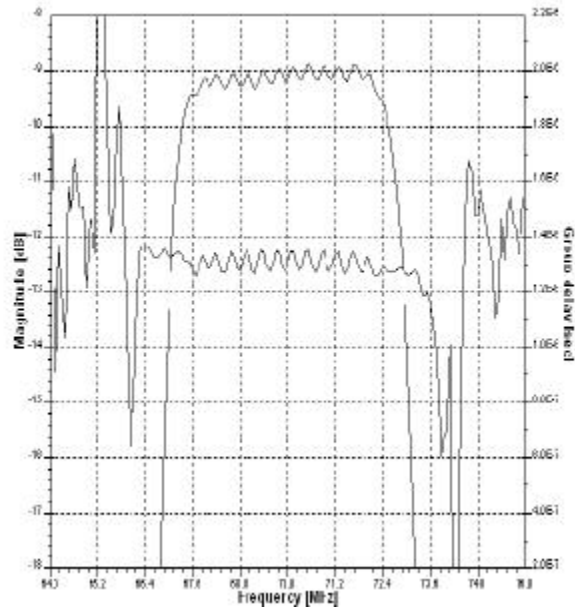
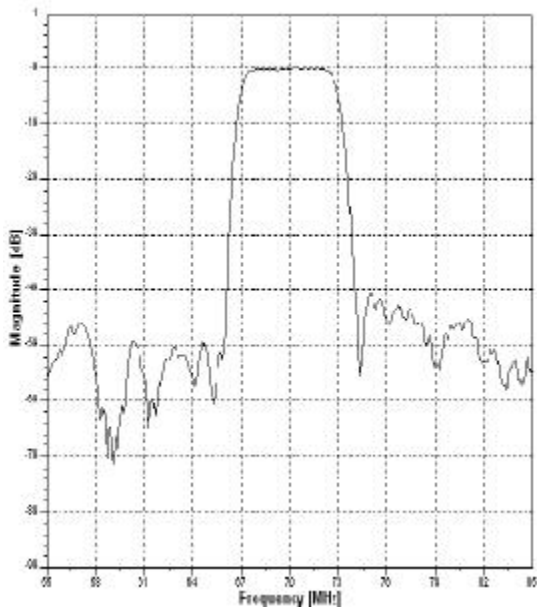


TEST FIXTURE AND VALUES/SOURCE AND LOAD IMPEDANCE 50 ohm

INPUT: L1: 220 nH Q>40; C1: 36 pF

OUTPUT: L2: 180 nH Q>40; C2:24 pF

FREQUENCY RESPONSE



Oscilent Corporation - CALL 949.252.0522

18195 East McDermott Street , Building D , Irvine , CA 92614 , USA

Fax: 949.252.0599 , E-Mail: Sales@Oscilent.com

Part No.: 813-SL70.0M-5B