


# IPC-6006

## 6-Slot Card Cage



IPC-6006E/6006PE

IPC-6006SE



### Features

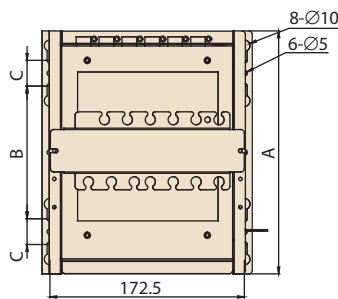
- Optimized open-frame card cage design for embedded systems
- Adjustable hold-down clamp protects cards from vibration
- Plug-in termination resistors for high-speed signals
- Terminal-block connectors supply power from board
- Supports 6-slot backplanes
- Mounting holes provided for installing one PS/2 power supply, one 3.5" HDD, and one cooling fan

### Specifications

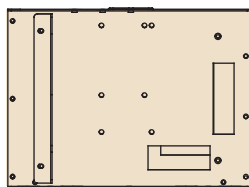
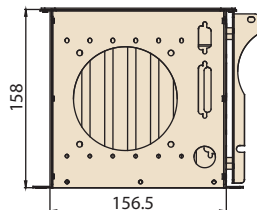
Model Name	IPC-6006E	IPC-6006PE	IPC-6006SE
Supported Backplanes	PCA-6106-0B2E PCA-6106P3-0D2E PCA-6106P4-0A2E PCA-6105P5-0B2E PCA-6105P3X-0A2E	PCA-6106P3-0D2E (included)	PCA-6106-0B2E PCA-6105P5-0B2E
Dimensions (W x H x D)	158 x 186 x 368 mm (6.2" x 7.3" x 14.5")	158 x 186 x 368 mm (6.2" x 7.3" x 14.5")	158 x 186 x 215 mm (6.2" x 7.3" x 8.4")
Weight	2.2 kg (4.8 lb)	2.5 kg (5.5 lb)	1.6 kg (3.5 lb)

### Dimensions

Unit: mm (inch)



	IPC-6006	IPC-6006S
A	368	215
B	270	215
C	24	215



### Passive Backplane Options

Part Number	Slot	Segment
PCA-6106-0B2E	6 ISA	Single
PCA-6106P3-0D2E	2 ISA, 2 PCI, 1 PICMG/PCI, 1 PICMG	Single
PCA-6106P4-0A2E	4 PCI, 2 PICMG	Single
PCA-6105P5-0B2E	5 PCI	Single
PCA-6105P3X-0A2E	1 ISA, 2 PCI, 1 PICMG/PCI, 1 PICMG (64-bit)	Single

### Ordering Information

Part Number	Description
IPC-6006PE	Card cage with backplane PCA-6106P3
IPC-6006SE	Half-sized card cage with backplane PCA-6106
IPC-6006-BAREE	Card cage without backplane
IPC-6006S-BAREE	Half-sized card cage without backplane