

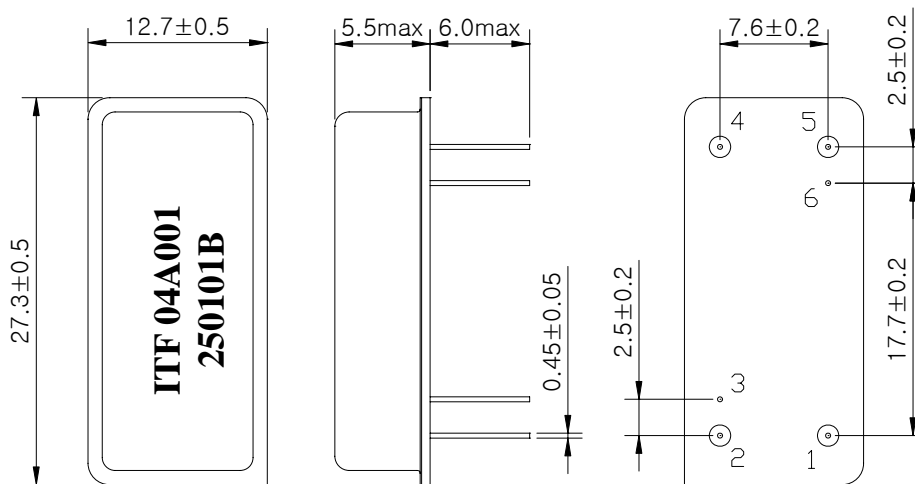
SAW Bandpass Filter 250101B



1. Features

- IF Bandpass Filter
- High Attenuation
- Single-Ended Operation
- DIP Package
- Maximum Storage Temperature Range : -40°C ~ 85°C
- Electrostatics Sensitive Device (ESD)

2. Package Dimension



Package : D2712

Dimensions shown are nominal in millimeters
 Base : Fe(SPCC), Au plating over Ni plated
 Cap : Cu & Cr Alloy, Ni Plated
 Termination : Kovar, Au Plated

Pin Configuration	
1	Input
4	Output
2, 5	Ground
Other	Case ground

	ITF Co., Ltd. 102-901, Bucheon Technopark 364, Samjeong-Dong, Ojeong-Gu, Bucheon-City, Gyeonggi-Do, Korea 421-809	Part No.	250101B	
		Rev. Date	2004-07-22	
		Rev.	NW4007-CS01	1/5

SAW Bandpass Filter 250101B



3. Specifications

Fo = 140.0 MHz

Terminating source impedance : 50Ω and matching network

Terminating load impedance : 50Ω and matching network

Operating temperature range : -10°C ~ +60°C		Minimum	Typical	Maximum
Center Frequency	MHz	-	140.0	-
Insertion Loss	dB	-	21.0	25.5
1dB Bandwidth	MHz	-	1.26	-
3dB Bandwidth	MHz	1.3	1.45	-
40dB Bandwidth	MHz	-	2.15	2.3
Amplitude Ripple (Fo +/- 0.55 MHz)	dB	-	0.5	1.0
Group Delay Variation (Fo +/- 0.55 MHz)	nsec	-	200	300
Absolute Delay	usec	-	3.72	-
Ultimate Rejection	dB	50	55	-
Temperature Coefficient of Frequency	ppm/°C ²	-	-0.03	-

Notes :

- 1) All specifications are based on the matching schematic shown below
- 2) All specifications are measured by Agilent Network analyzer and full 2 port calibration at room temperature
- 3) All attenuation measurements are measured relative to insertion loss

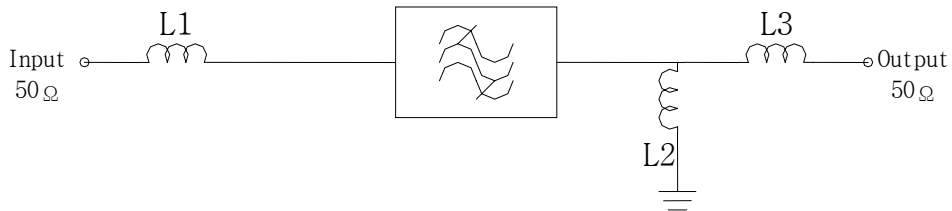
	ITF Co., Ltd. 102-901, Bucheon Technopark 364, Samjeong-Dong, Ojeong-Gu, Bucheon-City, Gyeonggi-Do, Korea 421-809	Part No.	250101B	
		Rev. Date	2004-07-22	
		Rev.	NW4007-CS01	2/5

SAW Bandpass Filter 250101B



4. Matching Schematic

(Actual matching values may vary due to PCB layout and parasitics)




L1 = 39 nH, L3 = 39 nH
L2 = 39 nH

5. Marking Configuration

ITF¹⁾04A001²⁾
250101B³⁾

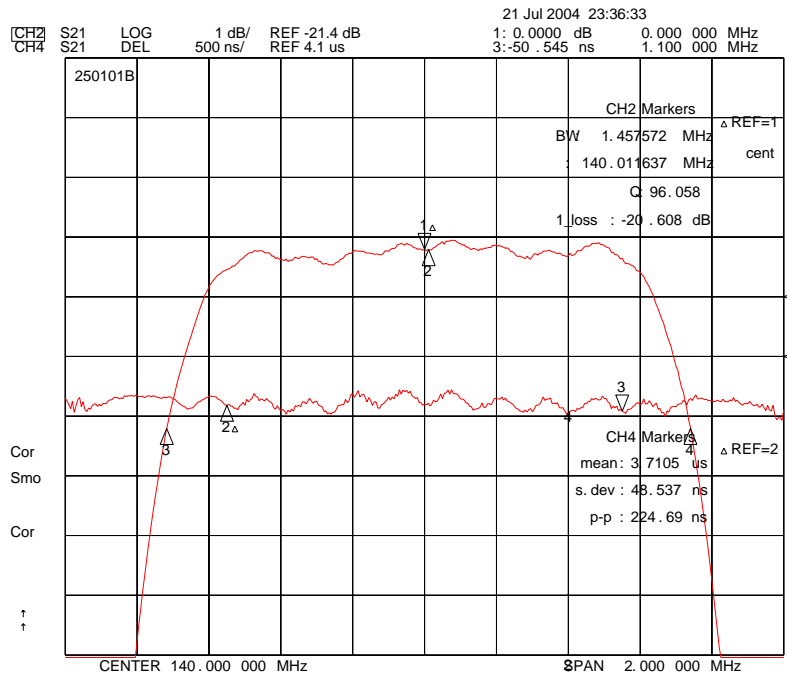
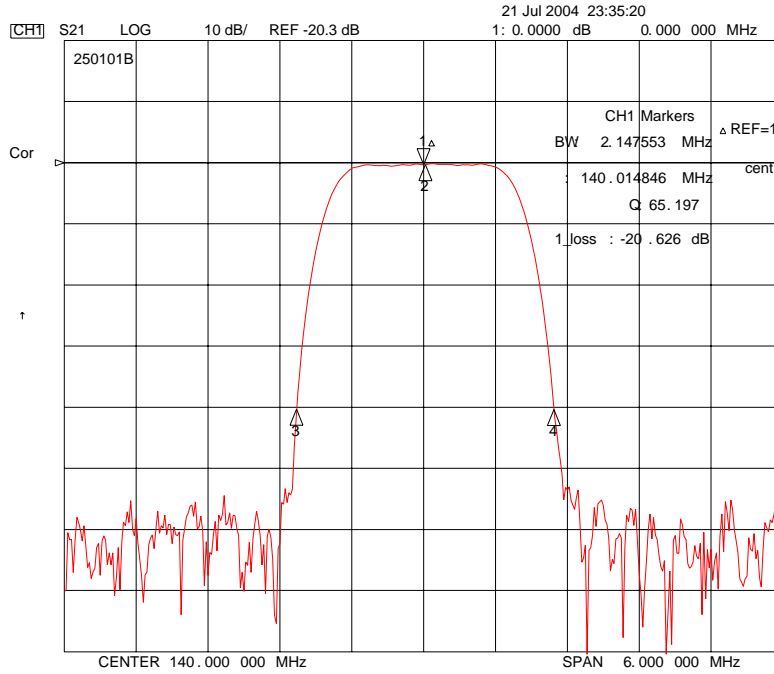
- 1) Manufacturer name
- 2) Lot Number
- 3) Part Number

 Integrated Technology Future	ITF Co., Ltd. 102-901, Bucheon Technopark 364, Samjeong-Dong, Ojeong-Gu, Bucheon-City, Gyeonggi-Do, Korea 421-809	Part No.	250101B	
		Rev. Date	2004-07-22	
		Rev.	NW4007-CS01	3/5

SAW Bandpass Filter 250101B



6. Typical Performance (at +25 °C)



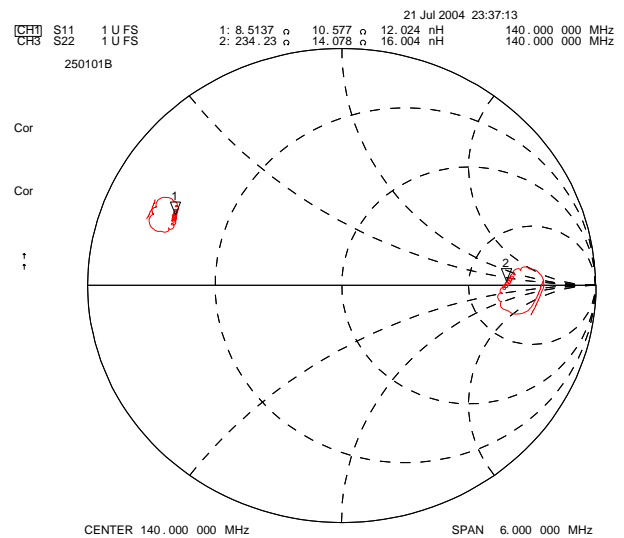
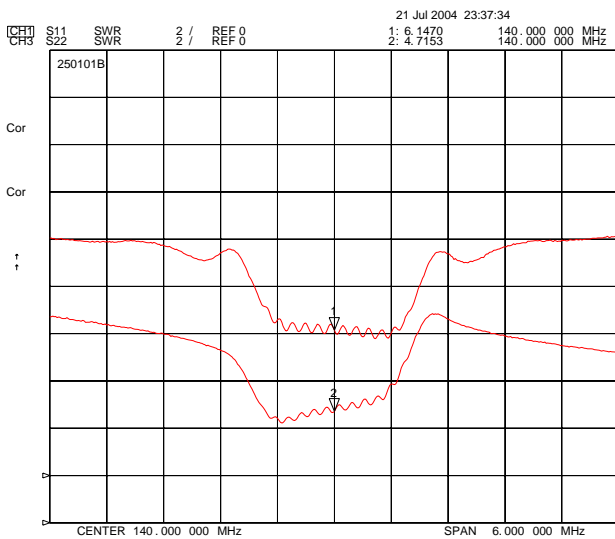
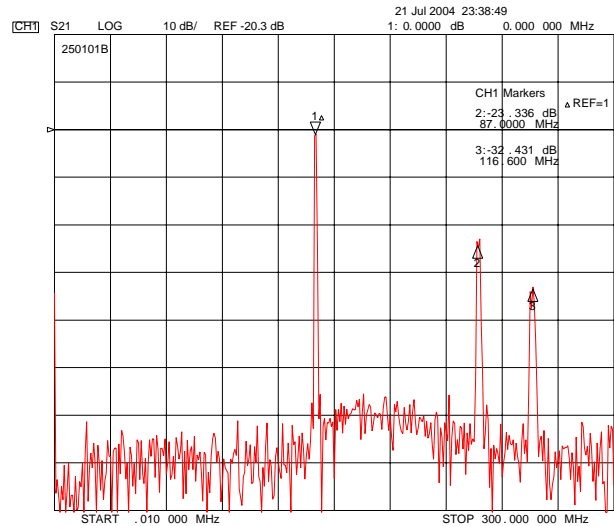
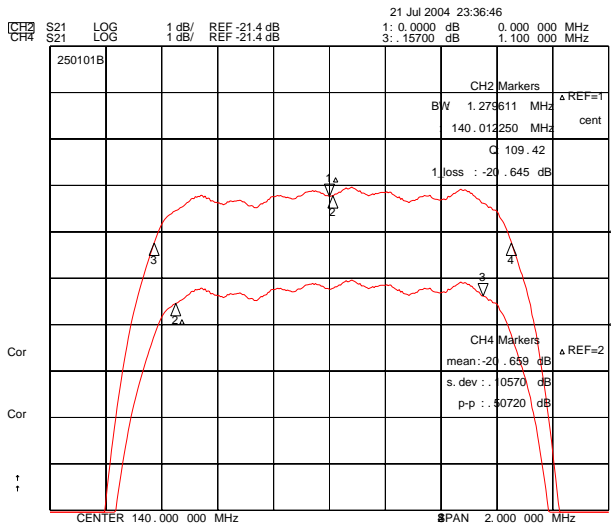
ITF Co., Ltd.
 102-901, Bucheon Technopark 364,
 Samjeong-Dong, Ojeong-Gu, Bucheon-City,
 Gyeonggi-Do, Korea 421-809

Part No. 250101B

Rev. Date 2004-07-22

Rev. NW4007-CS01 4/5

SAW Bandpass Filter 250101B



ITF Co., Ltd.
 102-901, Bucheon Technopark 364,
 Samjeong-Dong, Ojeong-Gu, Bucheon-City,
 Gyeonggi-Do, Korea 421-809

Part No. 250101B

Rev. Date 2004-07-22

Rev. NW4007-CS01 5/5