


Features

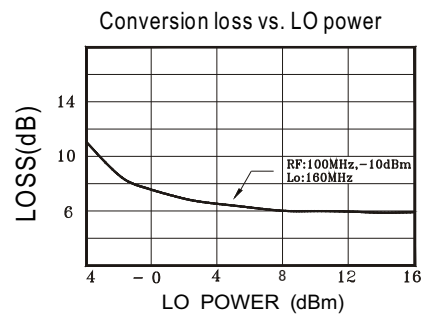
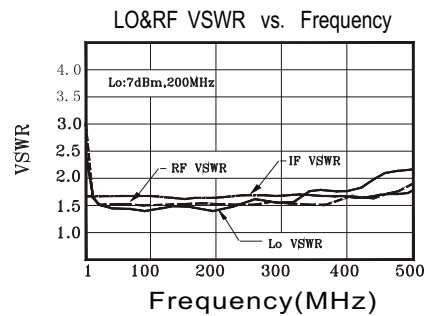
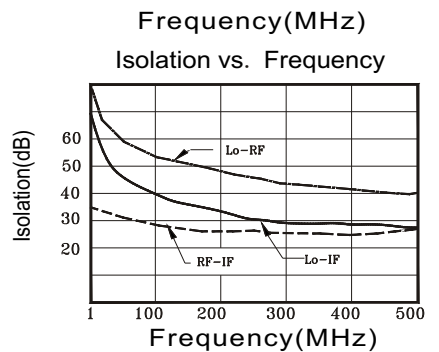
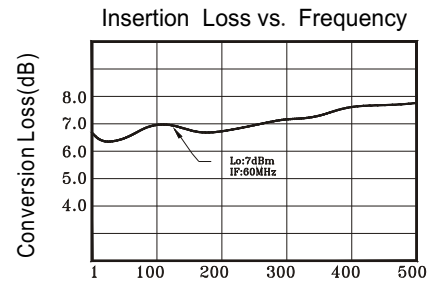
- LO drive level : +7dBm(typ)
- LO&RF frequency range:1~500MHz
- Low insertion loss, High port-to-port isolation
- 50 Ω impedance
- TO-8C,SG03, SC04 packages available
- Operating temperature range:-55°C ~ +85°C



Specifications (measured in a 50 Ω system TA=25°C)

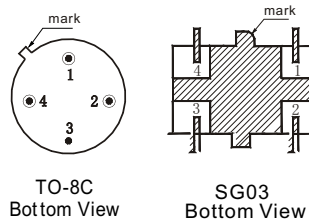
Parameter	Symbol	Unit	Guaranteed	Typical	
Frequency Range	LO&RF	f	MHz	1~500	1~600
	IF			DC~500	DC~600
Conversion Loss	C.L	dB	7.5(5~50MHz)	7.0(5~100MHz)	
			8.0(100~200MHz)	7.5(100~200MHz)	
			9.0(1~500MHz)	8.5(1~500MHz)	
Iso	LO-RF	Iso	dB	50(1~10MHz)	70(1~10MHz)
				40(10~100MHz)	50(10~100MHz)
	30(100~500MHz)			40(100~500MHz)	
	LO-IF			40(1~10MHz)	60(1~10MHz)
				30(10~100MHz)	40(10~100MHz)
	RF-IF			25(100~500MHz)	30(100~500MHz)
25(1~50MHz)		30(1~50MHz)			
1dB Compression point	P ₋₁	dBm	0	2	
Input Intercept 3rd order point	IP3	dBm	—	12	

Typical Performance



Absolute Maximum Ratings

RF Input Power : +13dBm
Storage Temp: +125°C



Application Notes :

1. LO drive level : +7dBm(Typ)
2. Input/output ports should be connected to 50 ohm microstrip
3. MDB-01 : TO-8C package
MDB-01M : SG03 package
MDB-01S : SC04 package
see assembly section for mounting method
4. See assembly section for mounting information

