

INTELLIGENT INTERACTIVE SYNTHESIZER

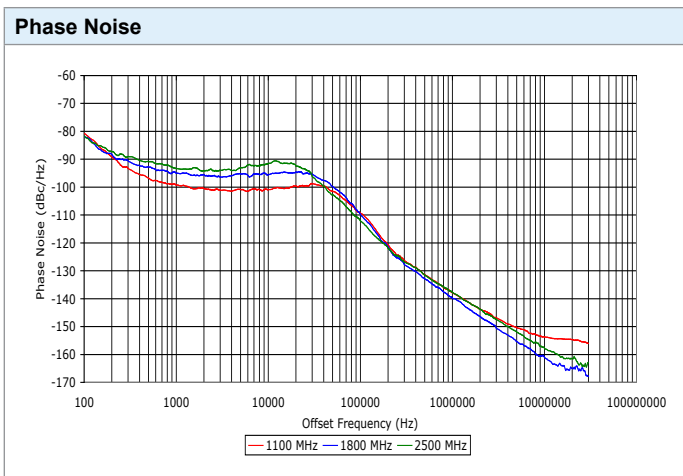

SURFACE MOUNT MODEL: MTS2500-110250-10

WIDE BANDWIDTH

1100 - 2500 MHz

FEATURES:

- ▶ Over an octave bandwidth tuning
- ▶ Small step size resolution
- ▶ Outstanding spectral purity
- ▶ High spurious rejection
- ▶ Fast lock settling time
- ▶ Easy programmable format
- ▶ Patent Pending Rel-Pro Technology
- ▶ RoHS Compliant



SPECIFICATIONS (Rev. A 06/17/08)

Output Frequency	1100 - 2500 MHz
Bandwidth	1400 MHz
External Reference *	10 MHz
External Reference Input	1 V p-p to 3.3 V p-p
Step Size	Programmable to 1 Hz
Bias Voltage	
VCC1 (VCO)	+5 VDC @ 70 mA (Max.)
VCC2 (Analog)	+3.3 VDC @ 140 mA (Max.)
VCC3 (Digital)	+3.3 VDC @ 50 mA (Max.)
VCC4 (Converter)	+5 VDC @ 45 mA (Max.)
VCC5 (Converter Output)	+25 VDC
VCC6 (PLL)	+5 VDC @ 2 mA (Max.)
VCC7 (PLL)	+3.3 VDC @ 20 mA (Max.)
VCC8 (Vtune) **	+25 VDC @ 5 mA (Max.)
Output Power	+9 dBm (Min.)
Spurious Suppression	60 dB (Typ.)
Harmonic Suppression	15 dB (Typ.)

Typical Phase Noise	Offset	dBc/Hz.
	1 kHz	-93
	10 kHz	-95
Settling Time***	Within 1 kHz	<22 mSec
	Within 10 Hz	<36 mSec
Output Impedance	50 Ohms (Nom.)	
Operating Temperature Range	-20 to +70 °C	
Non-Operating Temperature Range	-40 to +85 °C	
Programming	See Application Note: AN7400	
Programming Bus****	Specify SPI or RS-232	

Absolute Maximum Ratings	
Storage Temp. Range	-55 to +125 °C
Bias Voltage (+3.3 V)	+3.6 V
Bias Voltage (+5 V)	+5.5 V
DC Voltage Applied to RF Out	± 25 V

* Reference input frequency can be factory programmed for requested common reference frequencies from 10 - 25 MHz. Unless otherwise specified, the reference frequency is factory programmed for 10 MHz.

** If supply voltage from converter output is not used.

*** Time between latch enable (LE) high (after user command) and final output frequency.

**** Default bus (if unspecified) is SPI.

This product is manufactured under one or more of the following patents: Approved: 5,160,810; 5,122,621; 5,390,349; 5,416,449; 5,650,754; 5,805,431; 6,525,623; 6,850,575; 7,088,189; 7,180,381; 7,196,591; 7,262,670; 7,265,642; 7,292,113
Pending: 60/493075; 60/501371 & 60/501790; 60/527957 & 60/528670; 60/563481; 60/564173; 60/589090; 60/601823; 60/605791; EV31369834; 11/259766; 60/622485 & 60/710310; 10/937525/60/736901; 60/732787

Copyright © 2008 Synergy Microwave Corporation
201 McLean Boulevard • Paterson, New Jersey 07504 • Tel: (973) 881-8800 • Fax: (973) 881-8361
E-Mail: sales@synergymwave.com • World Wide Web: http://www.synergymwave.com

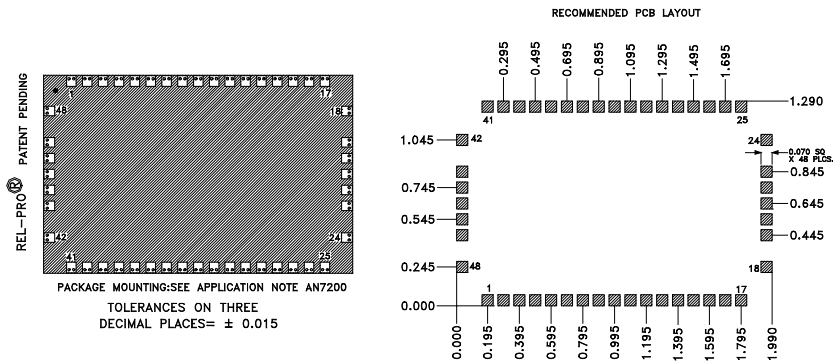
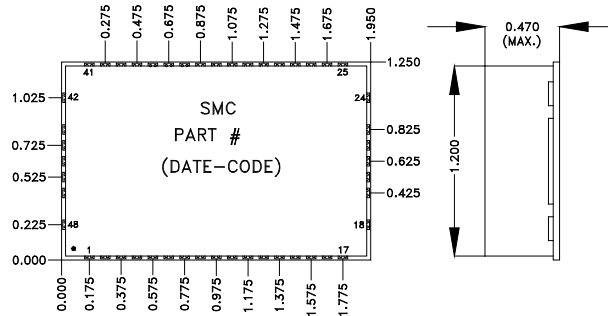


INTELLIGENT INTERACTIVE SYNTHESIZER SURFACE MOUNT MODEL: MTS2500-110250-10


WIDE BANDWIDTH

1100 - 2500 MHz

Package # 344



REL-PRO PATENT PENDING



PACKAGE MOUNTING: SEE APPLICATION NOTE AN7200
TOLERANCES ON THREE
DECIMAL PLACES = ± 0.015

Port Configuration

Pin 3 - VCC 1 (VCO = +5 Vdc)	Pin 15 - MISO (SPI)	Pin 28 - VCC 5 (Converter output = +25 Vdc)**
Pin 6 - RF Out	Pin 16 - Latch Enable (LE)	Pin 35 - GND*
Pin 8 - VCC 2 (Analog = 3.3 Vdc)	Pin 18 - Reset	Pin 39 - VCC 6 (PLL = +5 Vdc)
Pin 9 - NC*	Pin 19 - MOSI (SPI)	Pin 40 - VCC 7 (PLL = +3.3 Vdc)
Pin 10 - NC*	Pin 20 - RXD (RS-232)***	Pin 44 - VCC 8 (Vtune = +25 Vdc)**
Pin 11 - VCC 3 (Digital = 3.3 Vdc)	Pin 21 - TXD (RS-232)***	Pin 43, 45 - NC (No Connection)
Pin 13 - Clock (SPI)	Pin 22 - Ref In	All Others - Ground (1,2,4,5,7,12,17,23,24,25,26,29,30,31,32,33,34,36,37,38,41,42,46,47,48)
Pin 14 - Lock Detect (LD)	Pin 27 - VCC 4 (Converter = +5 Vdc)	

* Future expansion for modulation options (digital and analog).

** Connect together externally and bypass with shunt 10 uF, 35 V tantalum capacitor to ground. (For applications where an external well filtered 25 volts supply is available, leave pin 27 unconnected and apply the 25 volts directly to pin 44.)

*** Positive CMOS level (Unbuffered).

This product is manufactured under one or more of the following patents: Approved: 5,160,810; 5,122,621; 5,390,349; 5,416,449; 5,650,754; 5,805,431; 6,525,623; 6,850,575; 7,088,189; 7,180,381; 7,196,591; 7,262,670; 7,265,642; 7,292,113
Pending: 60/493075; 60/501371 & 60/501790; 60/527957 & 60/528670; 60/563481; 60/564173; 60/589090; 60/601823; 60/605791; EV31369834; 11/259766; 60/622485 & 60/710310; 10/937525/60/736901; 60/732787

Copyright © 2008 Synergy Microwave Corporation
201 McLean Boulevard • Paterson, New Jersey 07504 • Tel: (973) 881-8800 • Fax: (973) 881-8361
E-Mail: sales@synergymwave.com • World Wide Web: http://www.synergymwave.com

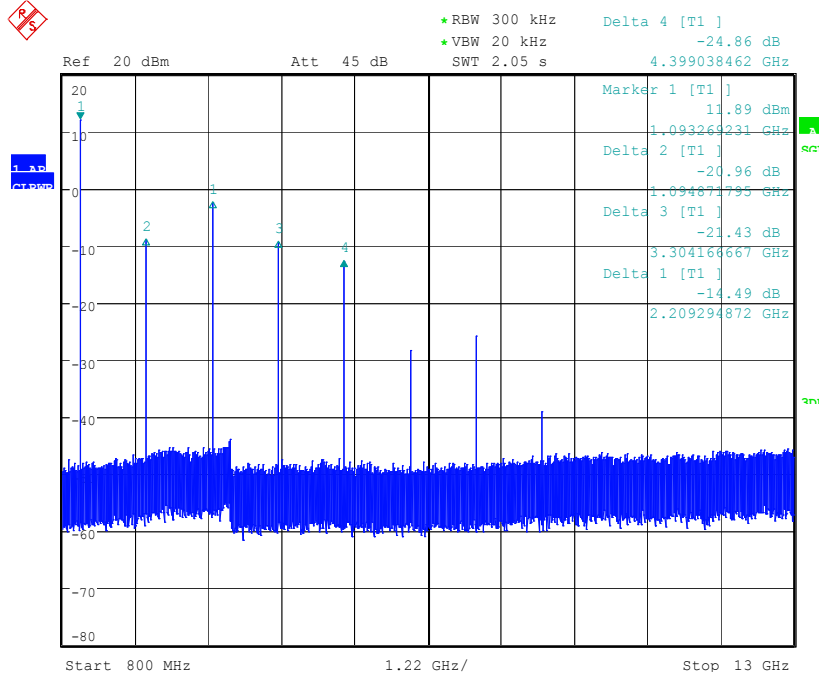


INTELLIGENT INTERACTIVE SYNTHESIZER SURFACE MOUNT MODEL: MTS2500-110250-10

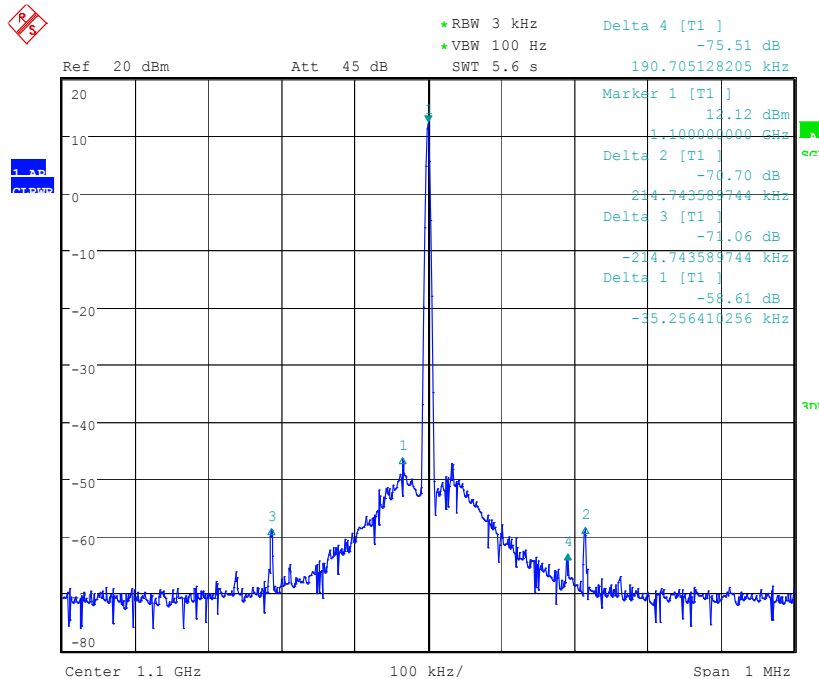
WIDE BANDWIDTH

1100 - 2500 MHz

HARMONIC SUPPRESSION



REFERENCE SIDEBAND SUPPRESSION



PERFORMANCE PLOTS

This product is manufactured under one or more of the following patents: Approved: 5,160,810; 5,122,621; 5,390,349; 5,416,449; 5,650,754; 5,805,431; 6,525,623; 6,850,575; 7,088,189; 7,180,381; 7,196,591; 7,262,670; 7,265,642; 7,292,113
 Pending: 60/493075; 60/501371 & 60/501790; 60/527957 & 60/528670; 60/563481; 60/564173; 60/589090; 60/601823; 60/605791; EV31369834; 11/259766; 60/622485 & 60/710310; 10/937525/60/736901; 60/732787

Copyright © 2008 Synergy Microwave Corporation
 201 McLean Boulevard • Paterson, New Jersey 07504 • Tel: (973) 881-8800 • Fax: (973) 881-8361
 E-Mail: sales@synergymwave.com • World Wide Web: http://www.synergymwave.com



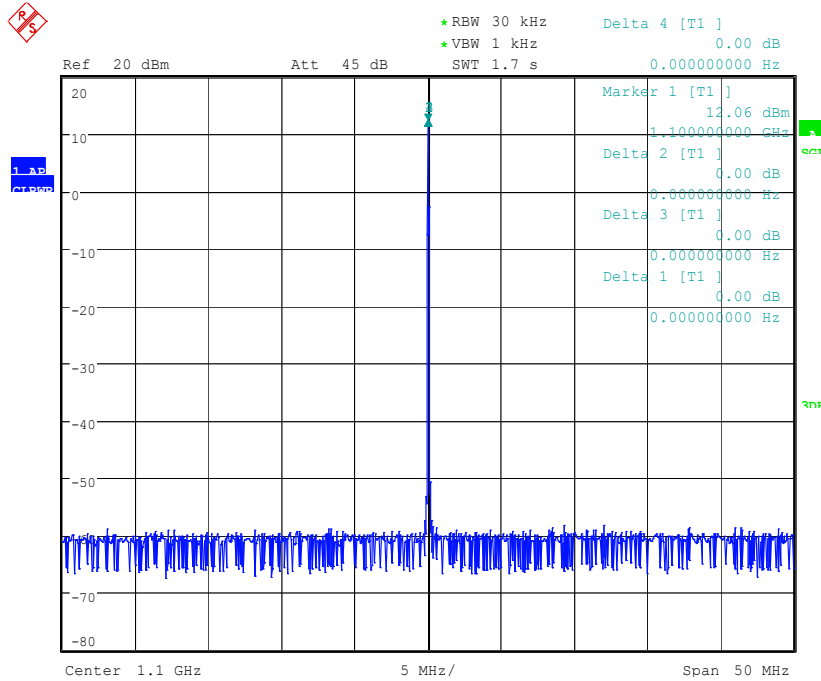
INTELLIGENT INTERACTIVE SYNTHESIZER

SURFACE MOUNT MODEL: MTS2500-110250-10

WIDE BANDWIDTH

1100 - 2500 MHz

REFERENCE SIDEBAND SUPPRESSION



PERFORMANCE PLOTS

This product is manufactured under one or more of the following patents: Approved: 5,160,810; 5,122,621; 5,390,349; 5,416,449; 5,650,754; 5,805,431; 6,525,623; 6,850,575; 7,088,189; 7,180,381; 7,196,591; 7,262,670; 7,265,642; 7,292,113
Pending: 60/493075; 60/501371 & 60/501790; 60/527957 & 60/528670; 60/563481; 60/564173; 60/589090; 60/601823; 60/605791; EV31369834; 11/259766; 60/622485 & 60/710310; 10/937525/60/736901; 60/732787

Copyright © 2008 Synergy Microwave Corporation
201 McLean Boulevard • Paterson, New Jersey 07504 • Tel: (973) 881-8800 • Fax: (973) 881-8361
E-Mail: sales@synergymwave.com • World Wide Web: <http://www.synergymwave.com>

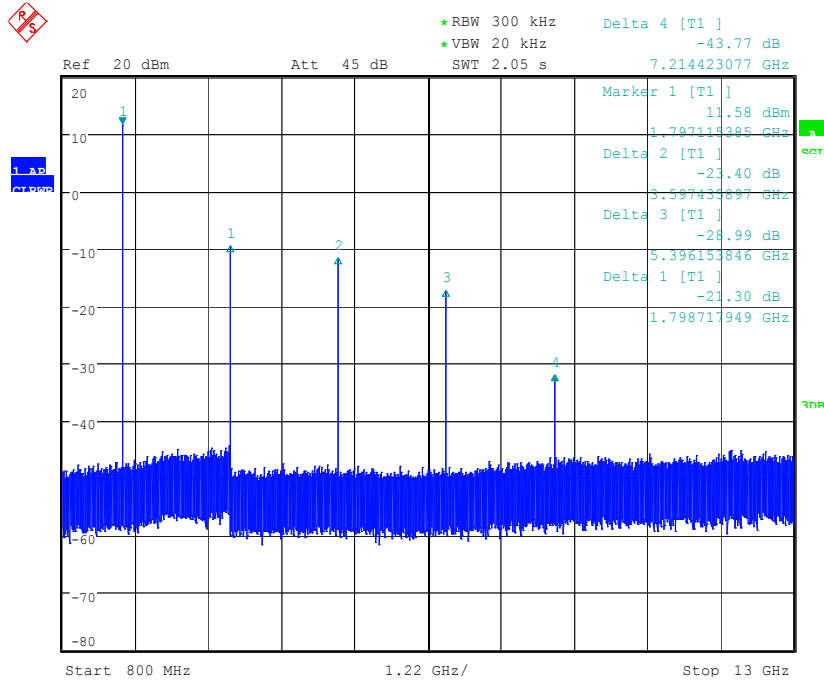


INTELLIGENT INTERACTIVE SYNTHESIZER SURFACE MOUNT MODEL: MTS2500-110250-10

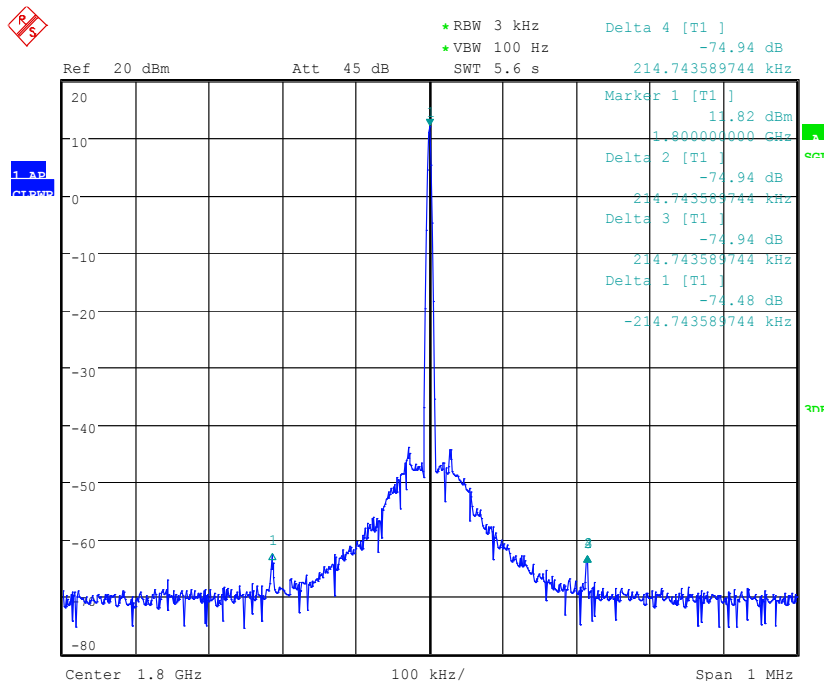
WIDE BANDWIDTH

1100 - 2500 MHz

HARMONIC SUPPRESSION



REFERENCE SIDEBAND SUPPRESSION



PERFORMANCE PLOTS

This product is manufactured under one or more of the following patents: Approved: 5,160,810; 5,122,621; 5,390,349; 5,416,449; 5,650,754; 5,805,431; 6,525,623; 6,850,575; 7,088,189; 7,180,381; 7,196,591; 7,262,670; 7,265,642; 7,292,113
Pending: 60/493075; 60/501371 & 60/501790; 60/527957 & 60/528670; 60/563481; 60/564173; 60/589090; 60/601823; 60/605791; EV31369834; 11/259766; 60/622485 & 60/710310; 10/937525/60/736901; 60/732787

Copyright © 2008 Synergy Microwave Corporation
201 McLean Boulevard • Paterson, New Jersey 07504 • Tel: (973) 881-8800 • Fax: (973) 881-8361
E-Mail: sales@synergymw.com • World Wide Web: http://www.synergymw.com

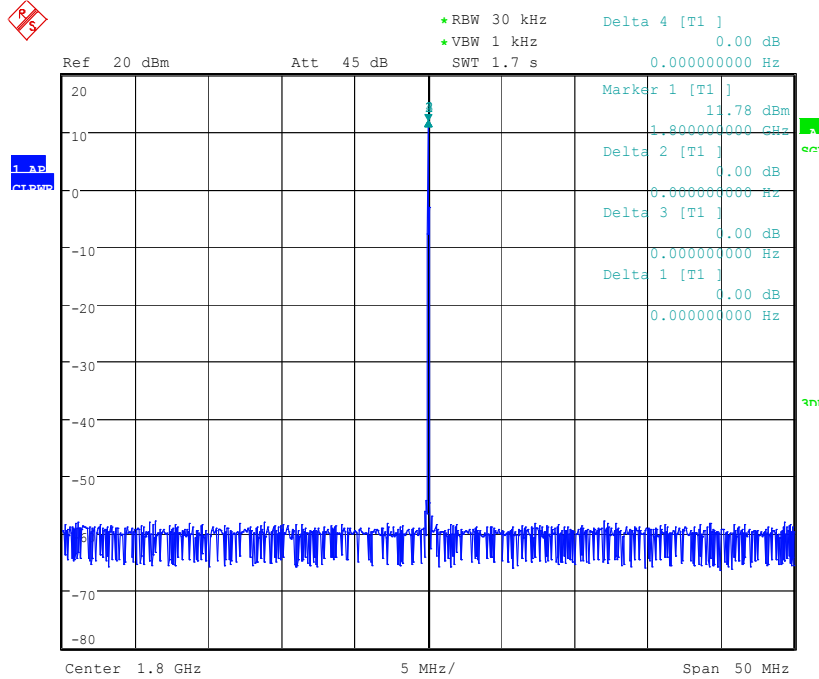


INTELLIGENT INTERACTIVE SYNTHESIZER SURFACE MOUNT MODEL: MTS2500-110250-10

WIDE BANDWIDTH

1100 - 2500 MHz

REFERENCE SIDEBAND SUPPRESSION



PERFORMANCE PLOTS

This product is manufactured under one or more of the following patents: Approved: 5,160,810; 5,122,621; 5,390,349; 5,416,449; 5,650,754; 5,805,431; 6,525,623; 6,850,575; 7,088,189; 7,180,381; 7,196,591; 7,262,670; 7,265,642; 7,292,113
Pending: 60/493075; 60/501371 & 60/501790; 60/527957 & 60/528670; 60/563481; 60/564173; 60/589090; 60/601823; 60/605791; EV31369834;
11/259766; 60/622485 & 60/710310; 10/937525/60/736901; 60/732787

Copyright © 2008 Synergy Microwave Corporation
201 McLean Boulevard • Paterson, New Jersey 07504 • Tel: (973) 881-8800 • Fax: (973) 881-8361
E-Mail: sales@synergymwave.com • World Wide Web: http://www.synergymwave.com

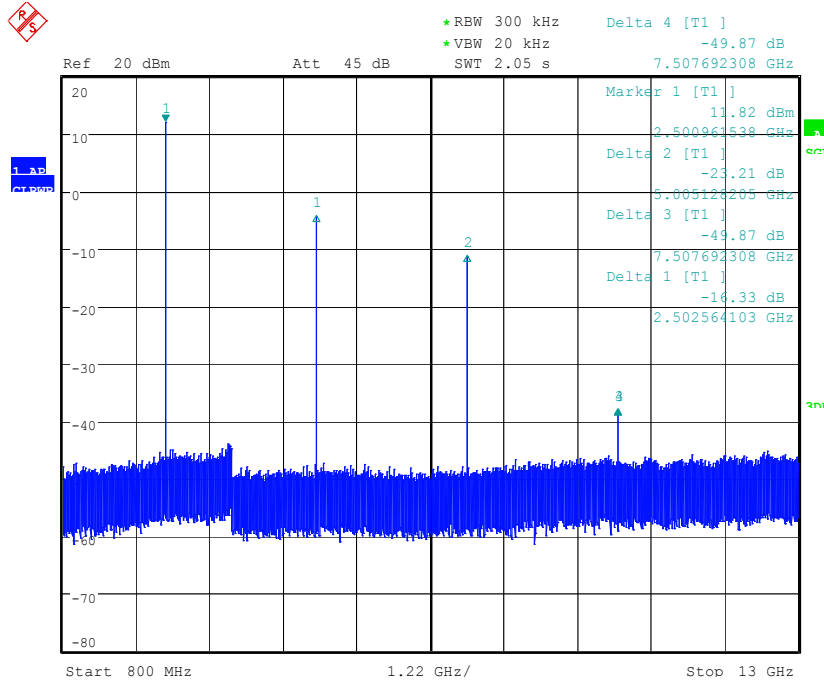


INTELLIGENT INTERACTIVE SYNTHESIZER SURFACE MOUNT MODEL: MTS2500-110250-10

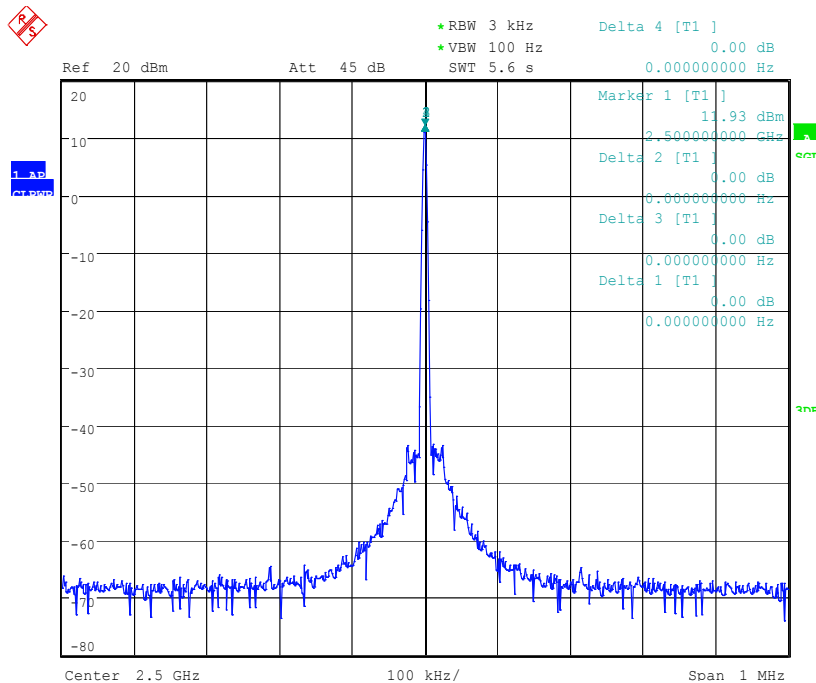
WIDE BANDWIDTH

1100 - 2500 MHz

HARMONIC SUPPRESSION



REFERENCE SIDEBAND SUPPRESSION



PERFORMANCE PLOTS

This product is manufactured under one or more of the following patents: Approved: 5,160,810; 5,122,621; 5,390,349; 5,416,449; 5,650,754; 5,805,431; 6,525,623; 6,850,575; 7,088,189; 7,180,381; 7,196,591; 7,262,670; 7,265,642; 7,292,113
 Pending: 60/493075; 60/501371 & 60/501790; 60/527957 & 60/528670; 60/563481; 60/564173; 60/589090; 60/601823; 60/605791; EV31369834; 11/259766; 60/622485 & 60/710310; 10/937525/60/736901; 60/732787

Copyright © 2008 Synergy Microwave Corporation
 201 McLean Boulevard • Paterson, New Jersey 07504 • Tel: (973) 881-8800 • Fax: (973) 881-8361
 E-Mail: sales@synergymwave.com • World Wide Web: http://www.synergymwave.com

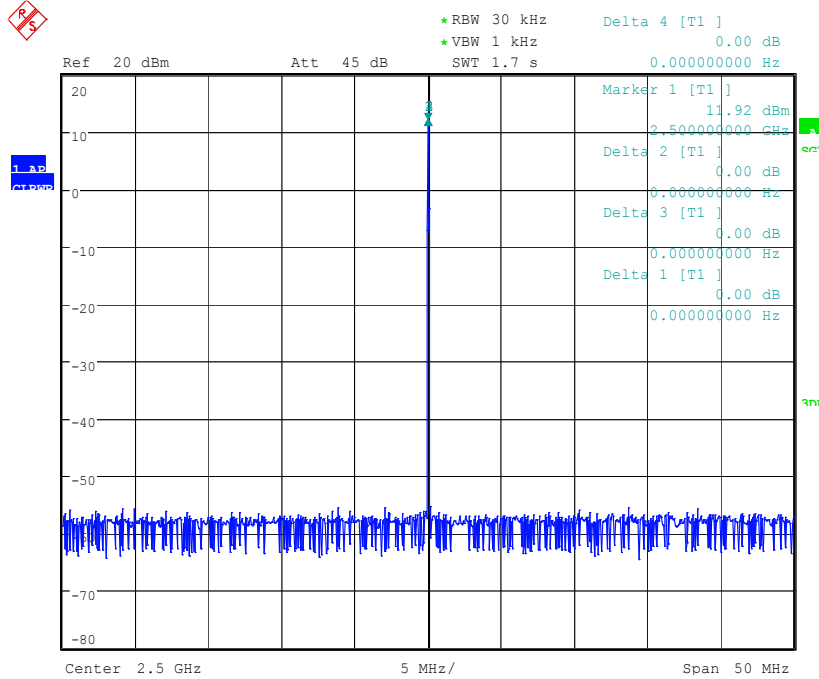


INTELLIGENT INTERACTIVE SYNTHESIZER SURFACE MOUNT MODEL: MTS2500-110250-10

WIDE BANDWIDTH

1100 - 2500 MHz

REFERENCE SIDEBAND SUPPRESSION



PERFORMANCE PLOTS

*This product is manufactured under one or more of the following patents: Approved: 5,160,810; 5,122,621; 5,390,349; 5,416,449; 5,650,754; 5,805,431; 6,525,623; 6,850,575; 7,088,189; 7,180,381; 7,196,591; 7,262,670; 7,265,642; 7,292,113
 Pending: 60/493075; 60/501371 & 60/501790; 60/527957 & 60/528670; 60/563481; 60/564173; 60/589090; 60/601823; 60/605791; EV31369834;
 11/259766; 60/622485 & 60/710310; 10/937525/60/736901; 60/732787*

Copyright © 2008 Synergy Microwave Corporation
 201 McLean Boulevard • Paterson, New Jersey 07504 • Tel: (973) 881-8800 • Fax: (973) 881-8361
 E-Mail: sales@synergymwave.com • World Wide Web: http://www.synergymwave.com

