


TACT Switch™ 0.6mm Height Low-profile with Long-life (Surface Mount Type)

SKRR Series



A low-profile 0.6mm thick model with long-life of 3 million cycles widely applicable to portable information devices.

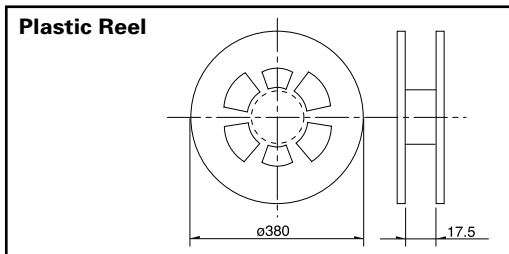


Product Line

Product No.	Operating force	Operating direction	Travel (mm)	Rating (max.)	Rating (min.)	Operating life (5mA 5V DC)	Initial contact resistance	Minimum order unit (pcs.)
SKRRAAE010	1N	Vertical	0.25	50mA 12V DC	10μA 1V DC	5,000,000cycles	500m max.	7,000
SKRRABE010	1.6N							
SKRRACE010	2.0N							

Specification of Embossed Taping Package (Taping Packaging for Auto-insertion)

Reel Size Unit:mm



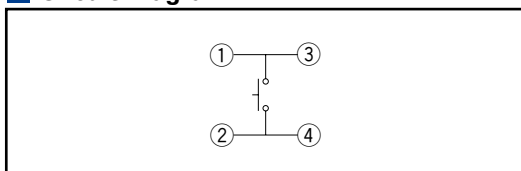
Number of packages (pcs.)			Tape width (mm)
1 reel	1 case /Japan	1 case /export packing	
7,000	56,000	56,000	16

Dimensions

Unit:mm

Style	PC board land dimensions (Viewed from switch mounting face)

Circuit Diagram



Note

- Please place purchase orders for taping products per minimum order unit (1 reel or a case).
- For 330mm diameter reel requirements, please contact us.

Refer to P.306 for soldering conditions.

Detector

Push

Slide

Rotary

Encoders

Power

Dual-in-line
Package Type

TACT Switch™

Custom-
Products

Sharp
Feeling

Soft
Feeling

Snap-in
Type

Surface
Mount Type

Radial
Type

List of Varieties

Sharp Feeling Type

Series	SKQU	SKQB	SKQE	SKHC	SKHK	SKRW	SKRM	SKQR	SKRB	SKRR	SKQG	
Detector	Photo											
Push	Type Snap-in					Surface mount						
Slide	Features											
Rotary	4-direction switch + push switch	Water-proof Horizontal type	Long Life		Long Stem	Low-profile				Low-profile and long life	Low-profile	
Encoders	Operating direction	Vertical										
Power		Horizontal										
Dual-in-line Package Type	Dimensions (mm)	W	10	11.5	12		3.7	4.5	4.8		7.5	5.2
TACT Switch™		D		11.9							7	
Custom-Products		H	7.1	11.3	4.3		12	0.35	0.4	0.5	0.55	0.6
	Operation force coverage		1N	See the relevant pages for respective product descriptions	•	↕	↕	•	↕	↕	↕	↕
			5N									
	Ground terminal											
	Operating temperature range											
	-30 to +85											
Sharp Feeling	Electrical performance	Insulation resistance										
Soft Feeling		100M min. 100V DC										
Snap-in Type	Durability	Voltage proof										
Surface Mount Type		250V AC for 1min. SKRW/RM/RB/RR : 100V AC for 1min.										
Radial Type	Environmental performance	Vibration										
		10 to 55 to 10Hz/min., the amplitude is 1.5mm for all the frequencies, in the 3 direction of X, Y and Z for 2hours respectively										
	Environmental performance	Lifetime										
		Shall be in accordance with individual specifications.										
		Cold										
	-30 ± 2 for 96h											
	Dry heat											
	80 ± 2 for 96h											
	Damp heat											
	60 ± 2 , 90 to 95%RH for 96h											
	Page	482	265	267	268	270	271	272	273	274	275	276

W : Width. The most outer dimension excluding terminal portion.
 D : Depth. The most outer dimension excluding terminal portion.
 H : Height. The minimum dimension if there are variances.

TACT Switch™ Soldering Conditions306
 TACT Switch™ Cautions307
 Product Line of Knob for TACT Switch™308

Note

The automotive operating temperature range to be individually discussed upon request.

Soldering Conditions

Condition for Reflow

Available for Surface Mount Type.

1. Heating method: Double heating method with infrared heater.
2. Temperature measurement: Thermocouple 0.1 to 0.2 CA(K) or CC(T) at solder joints(copper foil surface). A heat resistive tape should be used to fix thermocouple.
3. Temperature profile



Note

1. The above temperature shall be measured on the mounting surface of a PC board. There are cases where the PC board's temperature greatly differs from that of the switch, depending on the material, size, thickness of PC boards and others. The above-stated conditions shall also apply to switch surface temperatures.
2. Soldering conditions differ depending on reflow soldering machines. Prior verification of soldering condition is highly recommended.

Conditions for Auto-dip

Available for Snap-in Type and Radial Type
(Except SKHJ, SKHL, SKQJ, SKQK, SKEG series)

Items	Condition
Flux built-up	Mounting surface should not be exposed to flux
Preheating temperature	Ambient temperature of the soldered surface of PC board. 100 max.
Preheating time	60s max.
Soldering temperature	260 max.
Duration of immersion	5s max.
Number of soldering	2times max.

Manual Soldering (Except SKRT Series)

Items	Condition
Soldering temperature	350 max.
Duration of soldering	3s max.
Capacity of soldering iron	60W max.

Notes

1. Consult with us for availability of TACT Switch™ washing.
2. Prevent flux penetration from the top side of the TACT Switch™.
3. Switch terminals and a PC board should not be coated with flux prior to soldering.
4. The second soldering should be done after the switch is stable with normal temperature.
5. Use the flux with a specific gravity of min 0.81.
(EC-19S-8 by TAMURA Corporation, or equivalents.)

Detector
Push
Slide
Rotary
Encoders
Power
Dual-in-line Package Type
TACT Switch™
Custom-Products

Sharp Feeling
Soft Feeling
Snap-in Type
Surface Mount Type
Radial Type