

# Coaxial High Pass Filter

## BHP-400+

50Ω 395 to 3200 MHz

### Maximum Ratings

Operating Temperature	-55°C to 100°C
Storage Temperature	-55°C to 100°C
RF Power Input	0.5W max.

### Features

- rugged shielded case
- other standard and custom BHP models available with wide selection of fco

### Applications

- lab use
- transmitters/receivers
- radio communications



CASE STYLE: FF55

Connectors	Model	Price	Qty.
BNC	BHP-400+	\$36.95 ea.	(1-9)

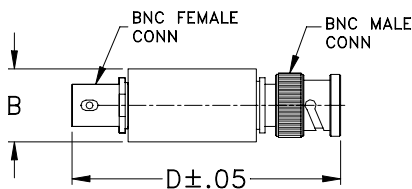
**+ RoHS compliant in accordance with EU Directive (2002/95/EC)**

The +Suffix has been added in order to identify RoHS Compliance. See our web site for RoHS Compliance methodologies and qualifications.

### High Pass Filter Electrical Specifications

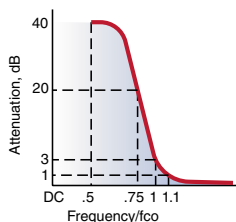
STOPBAND (MHz)		fco (MHz) Nom.	PASSBAND (MHz)	VSWR (:1)	
(loss > 40 dB)	(loss > 20 dB)	(loss 3 dB)	(loss < 1 dB)	Stopband Typ.	Passband Typ.
DC-210	210-290	360	395-3200	17	1.7

### Outline Drawing

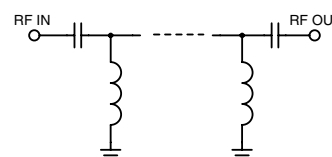


### Outline Dimensions (inch/mm)

typical frequency response

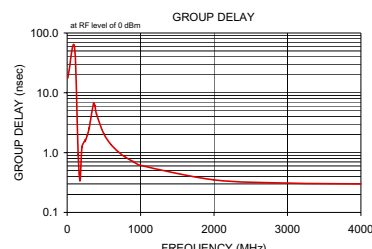
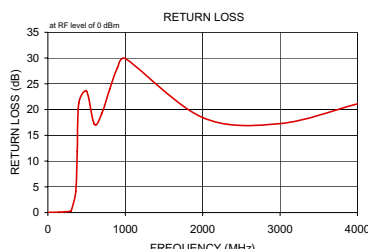
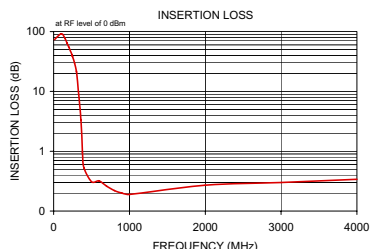


electrical schematic



### Typical Performance Data

Frequency (MHz)	Insertion Loss (dB)	σ	Return Loss (dB)	Frequency (MHz)	Group Delay (nsec)
10.00	73.49	3.76	0.05	10.00	17.71
100.00	92.04	7.79	0.05	100.00	57.88
150.00	76.80	1.38	0.11	150.00	0.94
175.00	64.86	0.57	0.09	175.00	0.34
200.00	55.25	0.43	0.10	200.00	1.22
240.00	41.38	0.57	0.17	240.00	1.56
241.00	41.06	0.57	0.17	241.00	1.56
242.00	40.72	0.57	0.18	242.00	1.57
243.00	40.39	0.58	0.17	243.00	1.57
244.00	40.06	0.58	0.18	244.00	1.58
245.00	39.73	0.58	0.18	245.00	1.61
246.00	39.40	0.57	0.18	246.00	1.60
247.00	39.07	0.59	0.18	247.00	1.60
250.00	38.09	0.59	0.18	250.00	1.61
275.00	29.94	0.66	0.22	275.00	1.96
300.00	21.83	0.75	0.33	300.00	2.53
301.00	21.50	0.75	0.33	301.00	2.56
302.00	21.18	0.76	0.34	302.00	2.59
360.00	3.31	0.67	4.07	360.00	6.64
380.00	0.95	0.19	11.83	380.00	6.00
400.00	0.53	0.01	21.31	400.00	4.41
500.00	0.31	0.02	23.56	500.00	2.06
600.00	0.32	0.03	17.14	600.00	1.35
700.00	0.26	0.02	19.37	700.00	1.02
800.00	0.22	0.01	24.00	800.00	0.83
900.00	0.20	0.01	28.18	900.00	0.71
1000.00	0.19	0.01	29.90	1000.00	0.61
2000.00	0.27	0.02	18.44	2000.00	0.35
3000.00	0.30	0.03	17.29	3000.00	0.31
4000.00	0.34	0.01	21.10	4000.00	0.30



**Mini-Circuits®**  
ISO 9001 ISO 14001 CERTIFIED

ALL NEW  
**minicircuits.com**

P.O. Box 350166, Brooklyn, New York 11235-0003 (718) 934-4500 Fax (718) 332-4661 For detailed performance specs & shopping online see Mini-Circuits web site



The Design Engineers Search Engine Provides ACTUAL Data Instantly From MINI-CIRCUITS At: [www.minicircuits.com](http://www.minicircuits.com)

RF/IF MICROWAVE COMPONENTS

REV. C  
M113397  
BHP-400+  
080603