

Features

- Phase Balance: 2° Typical
- Isolation: 20 dB Typical Midband
- Input VSWR: 1.25:1 Typical Midband
- Impedance: 50 Ohms Nominal
- Maximum Power Rating or Input Power: 1 Watt Max.
- Internal Load Dissipation: 0.1 Watts Max.
- MIL-STD-202 Screening Available

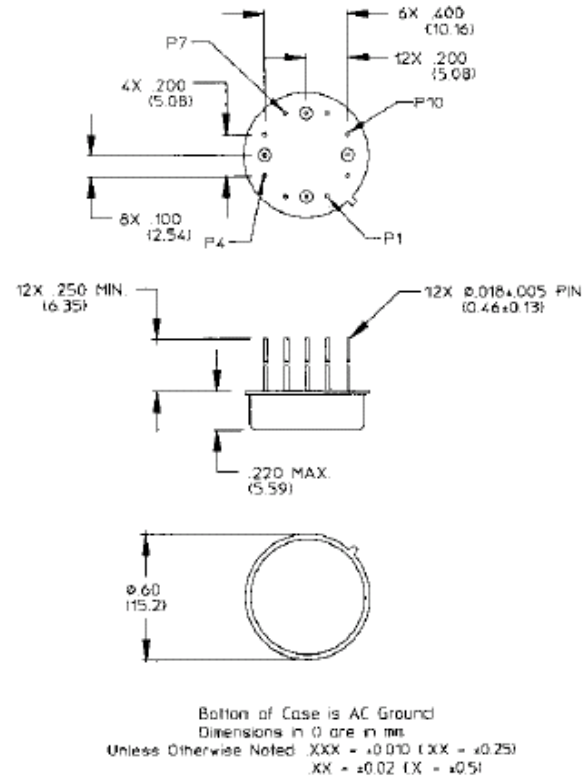
TO-8-2

Description

A Power Divider is ideally a lossless reciprocal device which can also perform vector summation of two or more signals and thus is sometimes called a power combiner or summer.

Pin Configuration

Pin No.	Function	Pin No.	Function
1	Output D	7	
2	GND	8	GND
3		9	Output C
4	GND	10	
5	Σ	11	
6	GND	12	



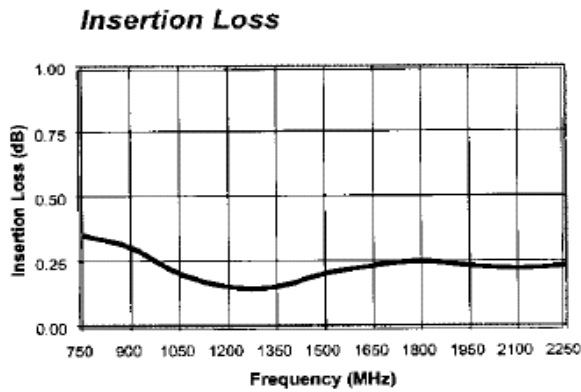
Electrical Specifications¹: $T_A = -55^\circ\text{C}$ to $+85^\circ\text{C}$

Parameter	Test Conditions	Frequency	Units	Min	Typ	Max
Insertion Loss	Less Coupling	1000 - 2000 MHz	dB	—	—	0.5
Isolation	—	1000 - 2000 MHz	dB	10	—	—
Amplitude Balance	—	1000 - 2000 MHz	dB	—	—	0.2
Phase Balance	—	1000 - 2000 MHz	$^\circ$	—	—	6
VSWR	Input Output	1000 - 2000 MHz 1000 - 2000 MHz	Ratio Ratio	— —	— —	1.7:1 1.4:1

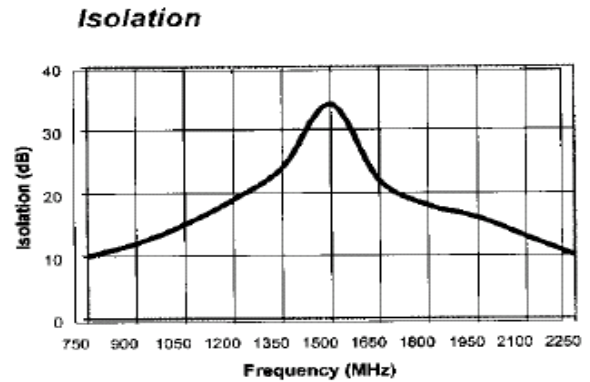
1. All specifications apply with 50 ohm source and load impedance.
This product contains elements protected by United States Patent Number 3,428,920.

Typical Performance Curves

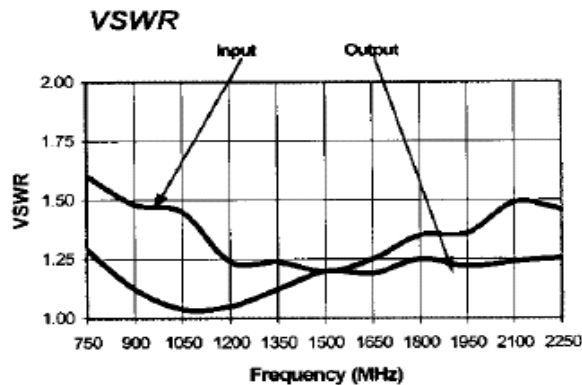
Insertion Loss



Isolation



VSWR



Ordering Information

Part Number	Package
DS-332 PIN	TO-8-2