

### Features

- Frequency Range: 20~250MHz
- High Gain: 30dB(Typical)
- Low Noise :3.0dB(Typical)
- Standard Hermetic Package
- Operating Temperature Range: -55°C ~ +85°C

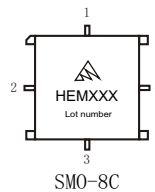
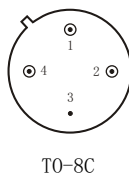
### Specifications (50 Ω, V<sub>CC</sub> = +15V, T<sub>A</sub> = -55°C ~ +85°C)

Parameter	Symbol	Unit	Guaranteed	Typical
Frequency Range	f <sub>L</sub> ~f <sub>H</sub>	MHz	20~250	--
Gain	G <sub>p</sub>	dB	≥29.0	30.0
Gain Flatness	ΔG <sub>p</sub>	dB	≤±0.5	--
Noise Figure	F <sub>n</sub>	dB	≤3.5 Δ	3.0
Input VSWR	VSWR <sub>i</sub>	--	≤2.0:1 Δ	--
Output VSWR	VSWR <sub>o</sub>	--	≤2.0:1 Δ	--
Output Power @ 1dB Compression	P <sub>-1</sub>	dBm	≥22.0 * Δ	23.5
DC Current	I <sub>CC</sub>	mA	--	65

- 1) \*f = 100MHz; "Δ" T<sub>A</sub> = 24 ± 1°C;
- 2) The G<sub>p</sub> and P<sub>-1</sub> will be reduced 0.4dB and 2.8dB respectively under operating at 12VDC (I<sub>CC</sub> = 52mA Typ)

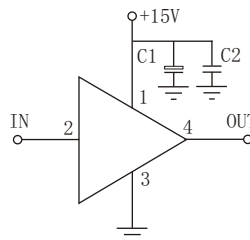
### Maximum Rating

DC Voltage : +17VDC  
 RF Input: +7dBm  
 Storage Temp: +125°C



### Application Notes

1. Typical application shown as right, C<sub>1</sub> = 3.3~22 μF ; C<sub>2</sub> = 3300~6800pF;
2. Interchanged directly with A74-1 from W-J Company;
3. See assembly section for mounting information
4. Connectorized package(SMA-1)available



### Typical Curves

