

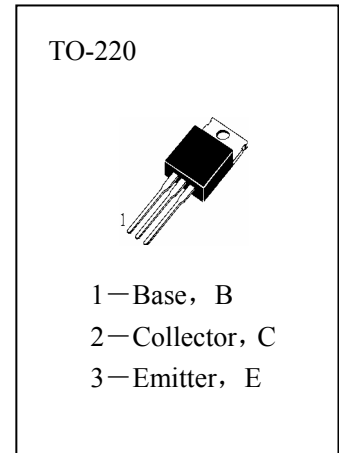


APPLICATIONS

Medium Power Linear switching Applications.

ABSOLUTE MAXIMUM RATINGS (Ta=25°C)

- Tstg—Storage Temperature... -55~150°C
Tj—Junction Temperature... 150°C
Pc—Collector Dissipation(Tc=25°C)... 40W
Pc—Collector Dissipation (Ta=25°C) ... 2W
Vcbo—Collector-Base Voltage... 40V
Vceo—Collector-Emitter Voltage... 40V
Vebo—Emitter-Base Voltage... 5V
Ic—Collector Current (DC) ... 3A
Ic—Collector Current (Pulse) ... 5A
Ib—Base Current... 1A



ELECTRICAL CHARACTERISTICS (Ta=25°C)

Table with 7 columns: Symbol, Characteristics, Min, Typ, Max, Unit, Test Conditions. Rows include BVCEO, HFE (1), HFE (2), VCE(sat), VBE(ON), ICEO, ICES, IEBO, and ft.

*Pulse Test: PW≤300μs, Duty cycle≤2%

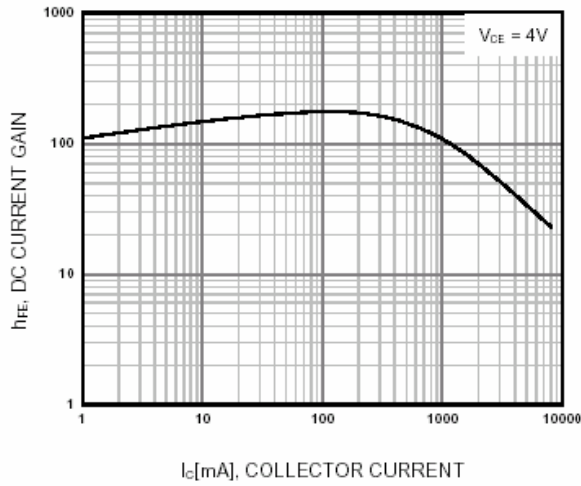


Figure 1. DC current Gain

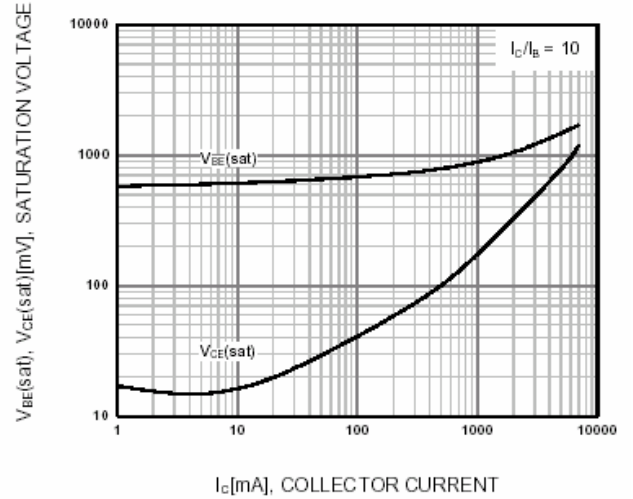


Figure 2. Base-Emitter Saturation Voltage
Collector-Emitter Saturation Voltage




Figure 3. Safe Operating Area

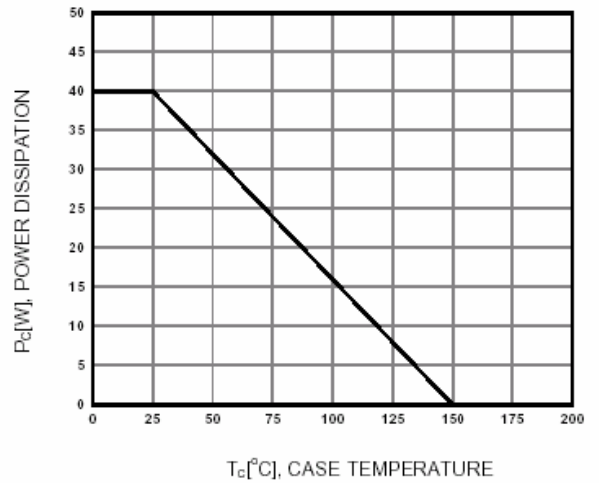


Figure 4. Power Derating