



# CHENMKO ENTERPRISE CO.,LTD

## GLASS PASSIVATED JUNCTION PLASTIC RECTIFIER

VOLTAGE RANGE 50 - 1000 Volts CURRENT 2.0 Amperes

**RL201GPT  
THRU  
RL207GPT**


Lead free devices

### FEATURES

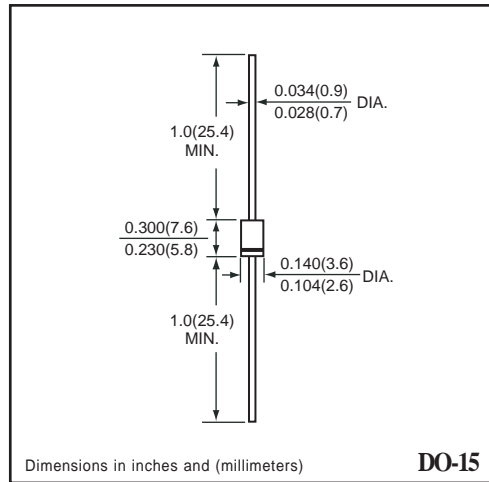
- \* Plastic package has Underwriters Laboratory Flammability Classification 94V-0
- \* High reliability
- \* Low cost
- \* Low leakage
- \* Low forward voltage drop
- \* High current capability
- \* Glass passivated junction

### MECHANICAL DATA

**Case:** JEDEC DO-15 molded plastic  
**Terminals:** Plated axial leads, solderable per MIL-STD-750, Method 2026  
**Polarity:** Color band denotes cathode end  
**Mounting Position:** Any  
**Weight:** 0.38 gram



DO-15



Dimensions in inches and (millimeters)

DO-15

### MAXIMUM RATINGS AND ELECTRICAL CHARACTERISTICS

Ratings at 25°C ambient temperature unless otherwise specified.  
 Single phase, half wave, 60 Hz, resistive or inductive load.  
 For capacitive load, derate current by 20%.

#### MAXIMUM RATINGS ( At TA = 25°C unless otherwise noted )

RATINGS	SYMBOL	RL201GPT	RL202GPT	RL203GPT	RL204GPT	RL205GPT	RL206GPT	RL207GPT	UNITS
Maximum Recurrent Peak Reverse Voltage	VRRM	50	100	200	400	600	800	1000	Volts
Maximum RMS Voltage	VRMS	35	70	140	280	420	560	700	Volts
Maximum DC Blocking Voltage	VDC	50	100	200	400	600	800	1000	Volts
Maximum Average Forward Rectified Current at TA = 75°C	Io	2.0							Amps
Peak Forward Surge Current 8.3 ms single half sine-wave superimposed on rated load (JEDEC method)	IFSM	70							Amps
Typical Junction Capacitance ( Note )	CJ	20							pF
Typical Thermal Resistance	R θJA	40							°C / W
Operating and Storage Temperature Range	TJ, TSTG	-65 to +175							°C

#### ELECTRICAL CHARACTERISTICS ( At TA = 25°C unless otherwise noted )

CHARACTERISTICS	SYMBOL	RL201GPT	RL202GPT	RL203GPT	RL204GPT	RL205GPT	RL206GPT	RL207GPT	UNITS
Maximum Instantaneous Forward Voltage at 2.0 A DC	VF	1.0							Volts
Maximum Reverse Current at rated DC blocking Voltage per leg	IR	5.0							uAmps
		50							uAmps
Maximum Full Load Reverse Current Average, Full Cycle 0.375" (9.5mm) lead length at TL = 75°C		30							uAmps

NOTES : Measured at 1.0 MHz and applied reverse voltage of 4.0 volts

2001-6

# RATING CHARACTERISTIC CURVES ( RL201GPT THRU RL207GPT )

FIG. 1 - TYPICAL FORWARD CURRENT DERATING CURVE

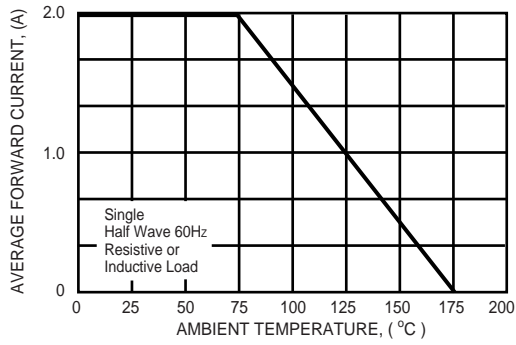


FIG. 2 - MAXIMUM NON-REPETITIVE PEAK FORWARD SURGE CURRENT

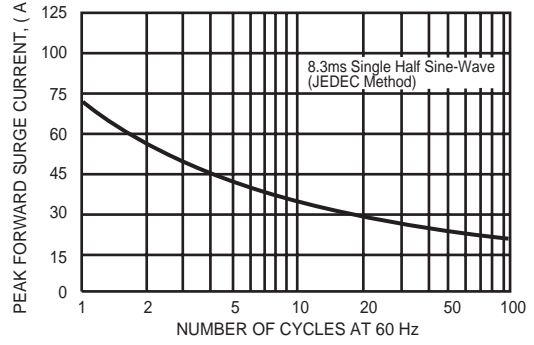


FIG. 3 - TYPICAL REVERSE CHARACTERISTICS PER BRIDGE ELEMENT

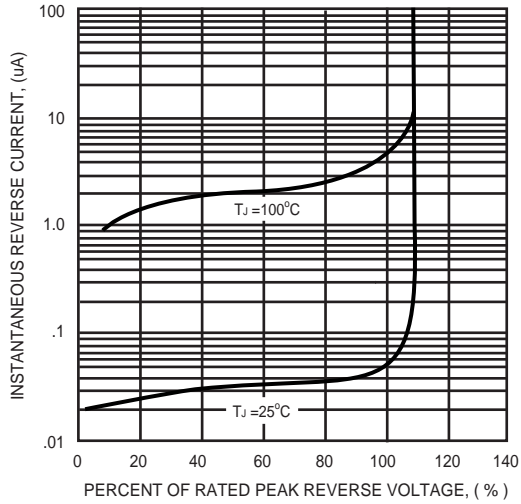


FIG. 4 - TYPICAL INSTANTANEOUS FORWARD CHARACTERISTICS

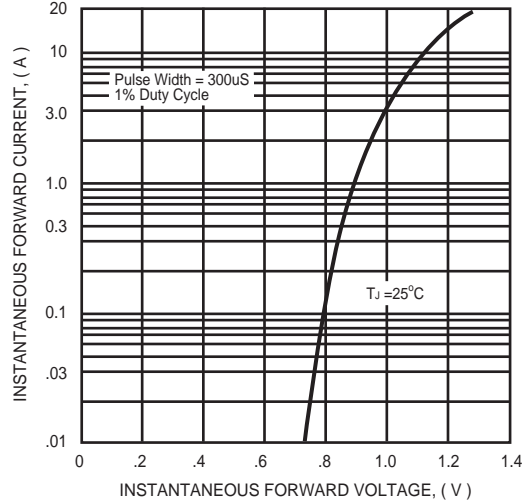


FIG. 5 - TYPICAL JUNCTION CAPACITANCE

