




ADSL2 Transformer

For Broadcom BCM6348 Router Chip



- Designed for use with the Broadcom BCM6348 router chip
- Low leakage inductance and 1875 V interwinding isolation
- Evaluated and approved by UL to meet 60950 under a Supplementary Insulation System with a working voltage of 250 Vrms, 353.5 V peak.

Core material Ferrite

Terminations RoHS tin-silver over tin over nickel over phos bronze. Other terminations available at additional cost.

Weight 6.2 g

Ambient temperature -40°C to +85°C

Storage temperature Component: -40°C to +85°C. Packaging: -40°C to +80°C

Resistance to soldering heat Max three 40 second reflows at +260°C, parts cooled to room temperature between cycles

Moisture Sensitivity Level (MSL) 1 (unlimited floor life at <30°C / 85% relative humidity)

Mean Time Between Failures (MTBF) 26,315,789 hours

Packaging 175 per 13" reel Plastic tape: 32 mm wide, 0.42 mm thick, 28 mm pocket spacing, 12.9 mm pocket depth

PCB washing Only pure water or alcohol recommended

Part number ¹	Turns ratio line : chip	Line side inductance ² ±5% (µH)	Leakage inductance ³ max (µH)	Capacitance ⁴ max (pF)	DCR max (Ohms)		Longitudinal balance min (dB)	THD max (dB)
					chip side	line side		
B0727-BL_	2 : 1	409.5	6.5	65.0	0.645 (1-4) 0.645 (2-5)	0.284 (10-7) 0.371 ((9-6)	50.0 (1.1 MHz)	-80

1. When ordering, please specify **termination** and **packaging** coded:

B0727-B L D

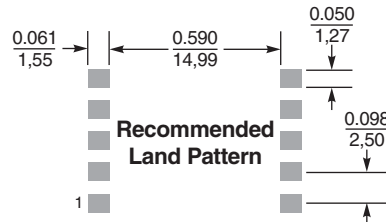
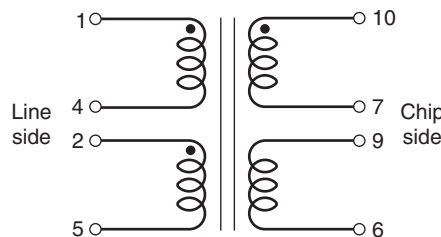
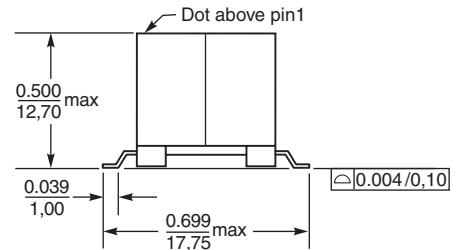
Termination: L = RoHS tin-silver over tin over nickel over phos bronze. Special order: **T** = RoHS tin-silver-copper (95.5/4/0.5) or **S** = non-RoHS tin-lead (63/37).

Packaging: D = 13" machine-ready reel. EIA-481 embossed plastic tape (175 parts per full reel).

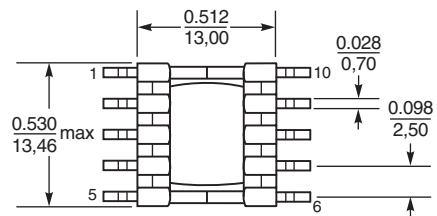
B = Less than full reel. In tape, but not machine ready. To have a leader and trailer added (\$25 charge), use code letter D instead.

- Inductance measured at 10 kHz, 0.1 Vrms, 0 Adc with windings connected in series.
- Leakage inductance measured at 100 kHz, 0.1 Vrms, 0 Adc from pins 1 to 5 with pins 4 and 2 connected and all chip side pins shorted.
- Capacitance measured at 100 kHz, 0.1 Vrms, 0 Adc from chip side to line side.
- Electrical specifications at 25°C.

Refer to Doc 362 "Soldering Surface Mount Components" before soldering.



Dimensions are in inches/mm



Specifications subject to change without notice. Please check our website for latest information.

Document 414 Revised 10/20/08

1102 Silver Lake Road Cary, Illinois 60013 Phone 847/639-6400 Fax 847/639-1469

E-mail info@coilcraft.com Web <http://www.coilcraft.com>