

EPI KSP45 Series

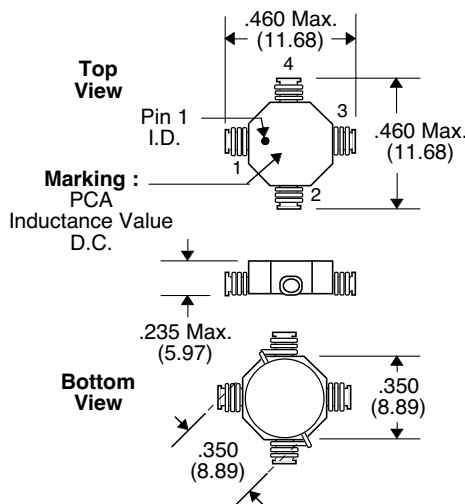


- Low loss material ensures operation in high frequency switching converters, such as Buck, Boost or as output averaging filter inductor
- Also suitable for use in high quality filter applications and as a Coupled Inductor
- Low cost Robust construction to withstand most SMT processes

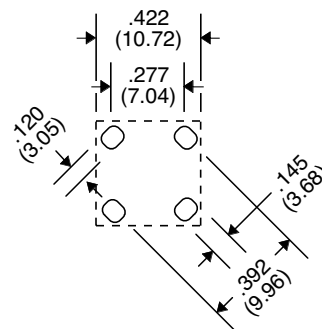
Primary Specification

Part Number	Connection	Inductance ($\mu\text{H} \pm 20\%$) @ 0 Adc	Inductance ($\mu\text{H Min.}$) @ Idc	DCR (Ω Max.)	I dc (Amps)
EPI0L4592KSP45	Series	2.2	1.6	.024	2.95
EPI0L6542KSP45	Parallel	0.55	0.4	.006	5.90
	Series	3.4	2.4	.029	2.70
EPI0L8502KSP45	Parallel	0.85	0.6	.007	5.40
	Series	4.8	3.2	.033	2.50
EPI1L5392KSP45	Parallel	1.2	0.8	.008	5.00
	Series	8.8	6.0	.055	1.95
EPI3L5252KSP45	Parallel	2.2	1.5	.014	3.90
	Series	19.6	14	.128	1.25
EPI5L3232KSP45	Parallel	4.9	3.5	.032	2.50
	Series	30.4	21.2	.158	1.15
EPI6L7212KSP45	Parallel	7.6	5.3	.040	2.30
	Series	39.2	26.8	.179	1.05
EPI100162KSP45	Parallel	9.8	6.7	.045	2.10
	Series	60.0	40	.339	0.80
EPI130152KSP45	Parallel	15.0	10	.085	1.60
	Series	78.4	52	.387	0.75
	Parallel	19.6	13	.097	1.50

Package KSP45



Schematic



- Notes :**
1. Temperature Rise : 40°C Max. @ Idc
 2. Inductance Change at Idc : 40% Max.

Unless Otherwise Specified Dimensions are in Inches /mm $\pm .010 / .25$

EPI KSP45 Series

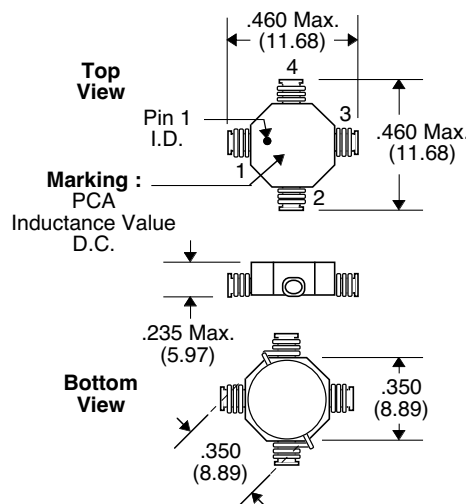


- Low loss material ensures operation in high frequency switching converters, such as Buck, Boost or as output averaging filter inductor
- Also suitable for use in high quality filter applications and as a Coupled Inductor
- Low cost Robust construction to withstand most SMT processes

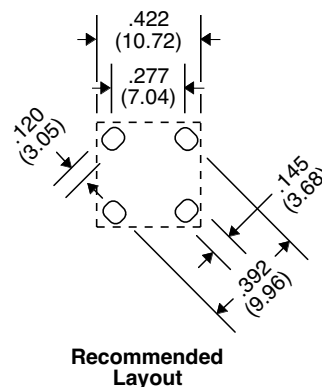
Primary Specification

Part Number	Connection	Inductance ($\mu\text{H} \pm 20\%$) @ 0 Adc	Inductance ($\mu\text{H Min.}$) @ Idc	DCR (Ω Max.)	I dc (Amps)
EPI160142KSP45	Series	99.2	64	.436	0.70
	Parallel	24.8	16	.109	1.40
EPI210132KSP45	Series	130	84	.503	0.65
	Parallel	32.5	21	.126	1.30
EPI350821KSP45	Series	196	140	1.221	0.41
	Parallel	49.0	35	.305	0.82
EPI470761KSP45	Series	275	188	1.445	0.38
	Parallel	68.8	47	.362	0.76
EPI690621KSP45	Series	396	276	2.162	0.31
	Parallel	99.0	69	.541	0.62
EPI101561KSP45	Series	592	400	2.660	0.28
	Parallel	148	100	.665	0.56
EPI1131461KSP45	Series	800	520	3.804	0.23
	Parallel	200	130	.951	0.46
EPI191421KSP45	Series	1200	760	4.703	0.21
	Parallel	300	190	1.176	0.42

Package KSP45



Schematic



- Notes :**
1. Temperature Rise : 40°C Max. @ Idc
 2. Inductance Change at Idc : 40% Max.

Unless Otherwise Specified Dimensions are in Inches /mm $\pm .010 / .25$