



# TAI-SAW TECHNOLOGY CO., LTD.

No. 3, Industrial 2nd Rd., Ping-Chen Industrial District,  
Taoyuan, 324, Taiwan, R.O.C.

TEL: 886-3-4690038 FAX: 886-3-4697532

E-mail: [tstsales@mail.taisaw.com](mailto:tstsales@mail.taisaw.com) Web: [www.taisaw.com](http://www.taisaw.com)

## Approval Sheet For Product Specification

Issued Date:

Product Name: SAW Filter 408.5MHz SMD 5.0x5.0mm

TST Parts No.:TA0417A

Customer Parts No.:\_\_\_\_\_

Company: _____
Division: _____
Approved by : _____
Date: _____

Checked by: \_\_\_\_\_ Elvis Chiu

Approval by: \_\_\_\_\_ Francis Chen

Date: \_\_\_\_\_ 2005/01/05



# TAI-SAW TECHNOLOGY CO., LTD.

No. 3, Industrial 2nd Rd., Ping-Chen Industrial District,  
Taoyuan, 324, Taiwan, R.O.C.

TEL: 886-3-4690038 FAX: 886-3-4697532

E-mail: [tstsales@mail.taisaw.com](mailto:tstsales@mail.taisaw.com) Web: [www.taisaw.com](http://www.taisaw.com)

## SAW Filter 408.5 MHz

MODEL NO.: TA0417A

REV. NO.:1

### A. MAXIMUM RATING:

1. Input Power Level: 10 dB<sub>m</sub>
2. DC voltage: 3 V
3. Operating Temperature: 0°C to +50°C
4. Storage Temperature: -40°C to +85°C

RoHS Compliant  
Lead free  
Lead-free soldering

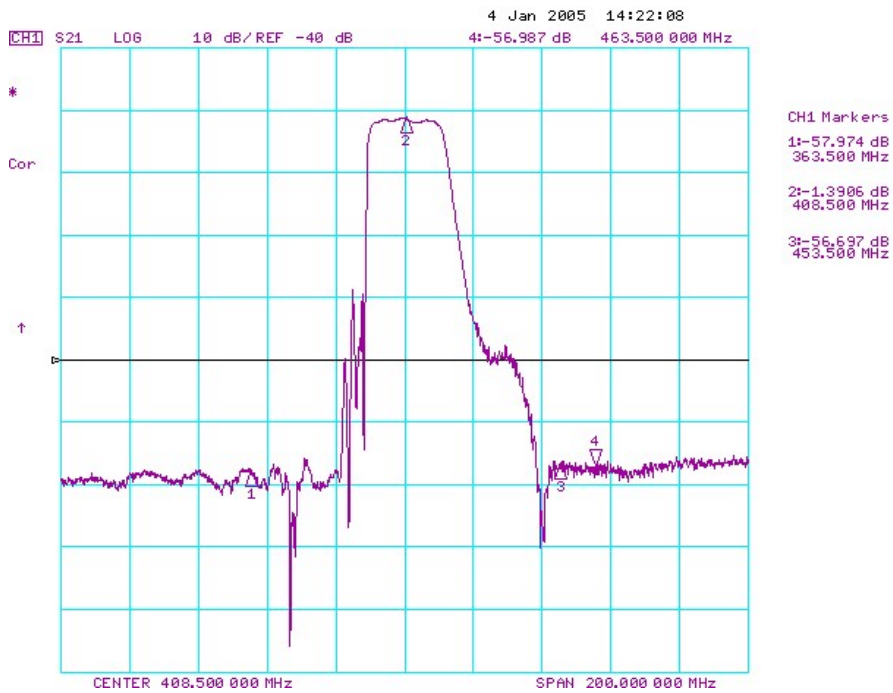
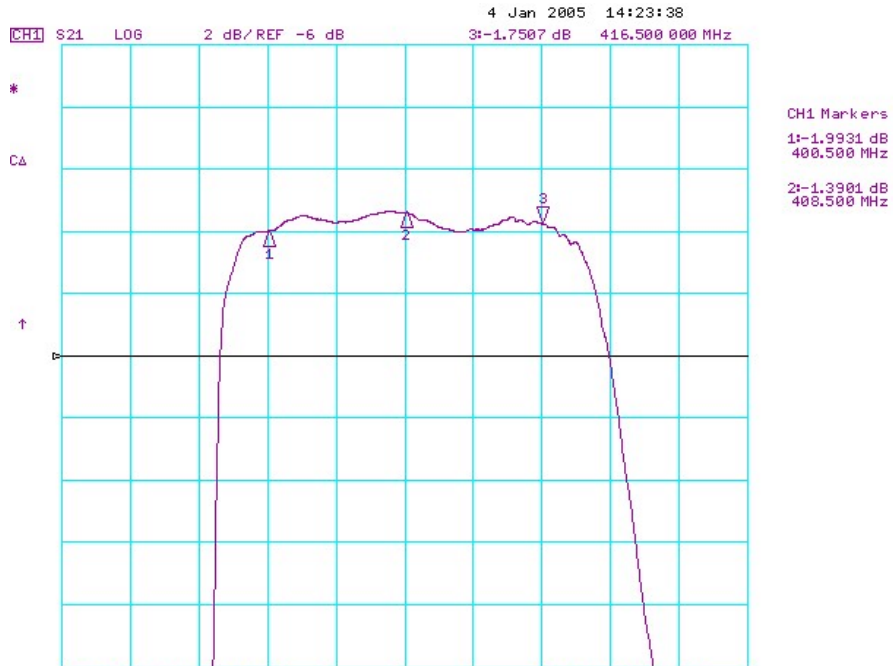
### B. ELECTRICAL CHARACTERISTICS:

Reference temperature: 25°C

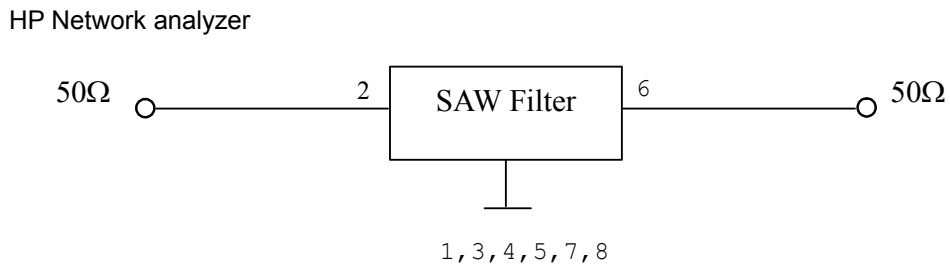
Item	Unit	Min.	Type.	Max.	
Center frequency F <sub>c</sub>	MHz	-	408.5	-	
Insertion Loss IL <sub>min</sub> (reference level)	dB	-	1.4	2.8	
2dB Bandwidth BW <sub>-2dB</sub>	MHz	16	20.8	-	
Absolute Attenuation:(Reference level from 0dB)					
F <sub>c</sub> -45 to F <sub>c</sub> -100	MHz	dB	40	56	-
F <sub>c</sub> +45 to F <sub>c</sub> +55	MHz	dB	30	56	-
F <sub>c</sub> +55 to F <sub>c</sub> +100	MHz	dB	40	54	-
Temperature coefficient of frequency	ppm/k	-	-36	-	
Source impedance Z <sub>s</sub>	Ω	-	50	-	
Load impedance Z <sub>L</sub>	Ω	-	50	-	

Note: IL<sub>min</sub> is the minimum of the pass band attenuation. The center frequency F<sub>c</sub> is the mean value of the upper and lower frequencies at the 2dB filter attenuation level relative to the IL<sub>min</sub>.

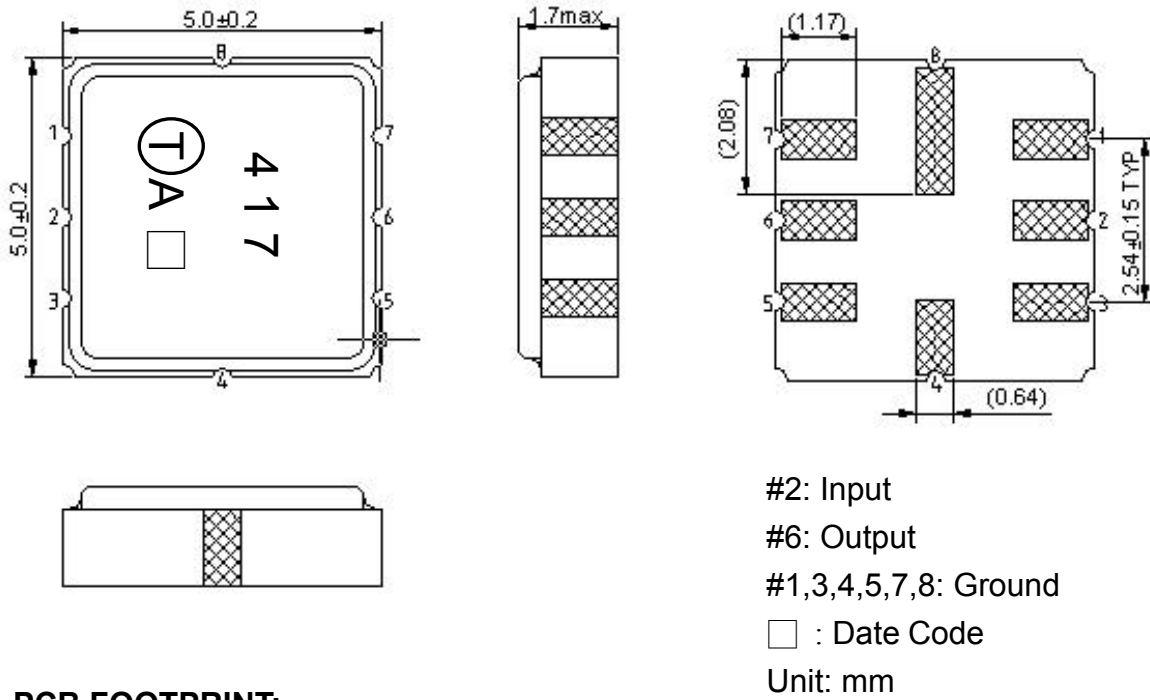
### C. Frequency Characteristics :



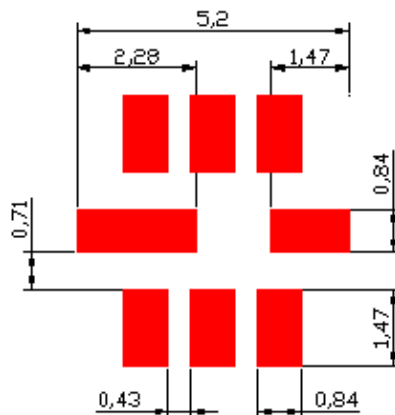
**D. MEASUREMENT CIRCUIT:**



**E. OUTLINE DRAWING:**

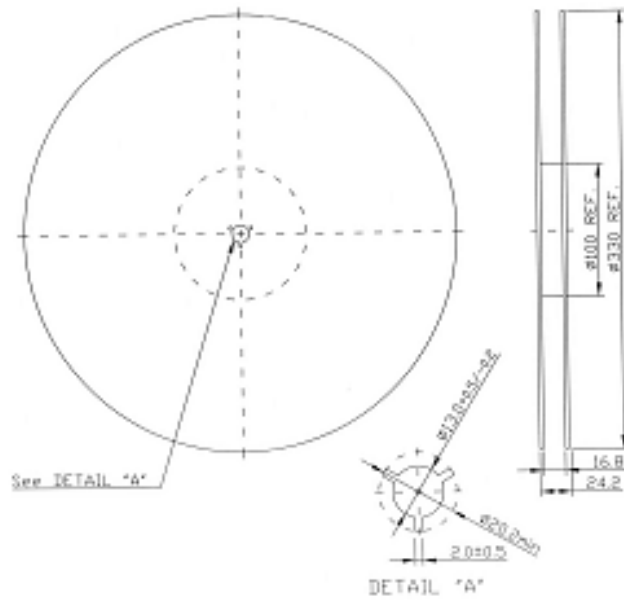


**F. PCB FOOTPRINT:**

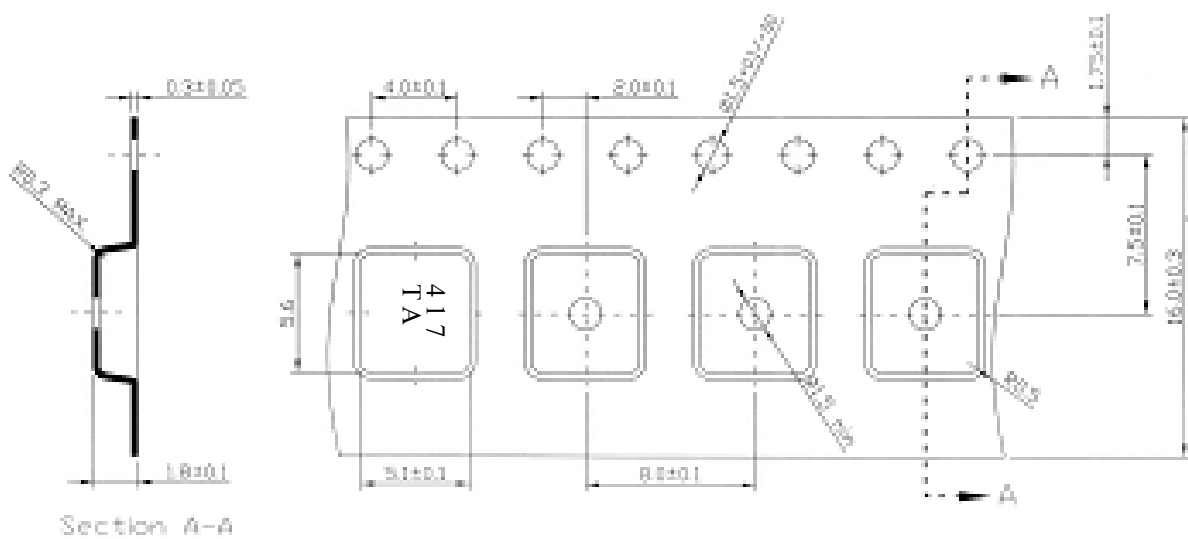


**G. PACKING:**

**1. REEL DIMENSION**



**2. TAPE DIMENSION**



Direction of Feed

