


CAPACITORS

BOX POLYESTER LBMP

- 7.5mm - 27.5mm pitch
- Plastic case UL94V-0
- Epoxy resin sealed
- High pulse strength
- For use in standard applications
- Stacked film 7.5mm - 15mm
- Wound 22.5mm - 27.5mm

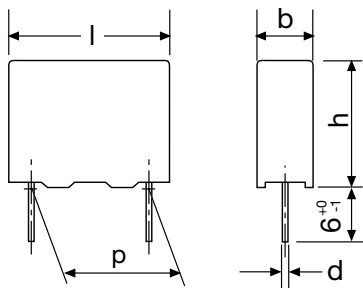


SECTION 1

SPECIFICATION

Temperature Range:	-55°C to 125°C			
Voltage Range:	63Vdc, 40Vrms to 630Vdc, 220Vrms @ 60Hz			
Capacitance Tolerance:	±5% (J), ±10% (K), ±20% (M)			
Test Voltage:	1.4 x Vdc for 2 seconds			
Dissipation Factor tanδ (in 10⁻³): at 20°C		C ≤ 0.1µF	0.1µF < C ≤ 1µF	C > 1µF
	at 1kHz	8	10	10
	10kHz	15	20	-
	100kHz	30	-	-
Insulation resistance at 20°C, rel. humidity ≤ 65%	V	C ≤ 0.33µF	C > 0.33µF	
	≤100	3750MΩ	1250 s	
	≥250	7500MΩ	2500 s	

OUTLINE DRAWING



Lead spacing p ± 0.4	Diameter d
7.5	0.5
10	0.5*/0.6
15	0.8
22.5	0.8
27.5	0.8

*0.5mm for capacitor width b=4mm

Dimensions in mm

ORDERING INFORMATION

LBMP	0.47	100	K	7.5	/TR
Range	Capacitance	Voltage	Tolerance	Pitch	Tape
	µF		J = 5% K = 10% M = 20%	7.5 10 15 22.5 27.5	

CASE DIMENSIONS (mm) - 7.5mm PITCH

SECTION 1


Capacitance	Voltage DC/AC											
	63v/40v			100v/63v			250v/160v			400v/200v		
	b	h	l	b	h	l	b	h	l	b	h	l
1.0nF	-	-	-	-	-	-	-	-	-	2.5	7.0	10.0
1.5nF	-	-	-	-	-	-	-	-	-	2.5	7.0	10.0
2.2nF	-	-	-	-	-	-	-	-	-	2.5	7.0	10.0
3.3nF	-	-	-	-	-	-	-	-	-	2.5	7.0	10.0
4.7nF	-	-	-	-	-	-	-	-	-	2.5	7.0	10.0
6.8nF	-	-	-	-	-	-	-	-	-	2.5	7.0	10.0
10nF	-	-	-	-	-	-	-	-	-	2.5	7.0	10.0
15nF	-	-	-	-	-	-	2.5	7.0	10.0	3.0	8.0	10.0
22nF	-	-	-	-	-	-	2.5	7.0	10.0	4.0	8.5	10.0
33nF	-	-	-	-	-	-	2.5	7.0	10.0	5.0	10.5	10.0
47nF	-	-	-	2.5	7.0	10.0	2.5	7.0	10.0	5.0	10.5	10.0
68nF	2.5	7.0	10.0	2.5	7.0	10.0	3.0	8.0	10.0	6.0	12.0	10.0
0.1µF	2.5	7.0	10.0	2.5	7.0	10.0	4.0	8.5	10.0			
0.15µF	2.5	7.0	10.0	3.0	8.0	10.0	5.0	10.5	10.0			
0.22µF	2.5	7.0	10.0	3.0	8.0	10.0	6.0	12.0	10.5			
0.33µF	2.5	7.0	10.0	4.0	8.5	10.0						
0.47µF	3.0	8.0	10.0	5.0	10.5	10.0						
0.68µF	4.0	8.5	10.0	6.0	12.0	10.0						
1.0µF	5.0	10.5	10.0	6.0	12.0	10.5						
1.5µF	5.0	10.5	10.0									
2.2µF	6.0	12.0	10.0									

CASE DIMENSIONS (mm) - 10mm PITCH

Capacitance	Voltage DC/AC														
	63v/40v			100v/63v			250v/160v			400v/200v			630v/220v		
	b	h	l	b	h	l	b	h	l	b	h	l	b	h	l
6.8nF	-	-	-	-	-	-	-	-	-	-	-	-	4.0	9.0	13.0
10nF	-	-	-	-	-	-	-	-	-	4.0	7.0	13.0	4.0	9.0	13.0
15nF	-	-	-	-	-	-	-	-	-	4.0	7.0	13.0	5.0	11.0	13.0
22nF	-	-	-	-	-	-	-	-	-	4.0	7.0	13.0	5.0	11.0	13.0
33nF	-	-	-	-	-	-	4.0	7.0	13.0	4.0	9.0	13.0	6.0	12.0	13.0
47nF	-	-	-	-	-	-	4.0	7.0	13.0	5.0	11.0	13.0			
68nF	-	-	-	-	-	-	4.0	7.0	13.0	5.0	11.0	13.0			
0.1µF	-	-	-	4.0	7.0	13.0	4.0	7.0	13.0	6.0	12.0	13.0			
0.15µF	-	-	-	4.0	7.0	13.0	4.0	9.0	13.0						
0.22µF	-	-	-	4.0	7.0	13.0	5.0	11.0	13.0						
0.33µF	-	-	-	4.0	7.0	13.0	5.0	11.0	13.0						
0.47µF	4.0	7.0	13.0	4.0	9.0	13.0	6.0	12.0	13.0						
0.68µF	4.0	7.0	13.0	5.0	11.0	13.0									
1.0µF	4.0	9.0	13.0	6.0	12.0	13.0									
1.5µF	5.0	11.0	13.0												
2.2µF	5.0	11.0	13.0												
3.3µF	6.0	12.0	13.0												

CASE DIMENSIONS (mm) - 15mm PITCH

Capacitance	Voltage DC/AC														
	63v/40v			100v/63v			250v/160v			400v/200v			630v/220v		
	b	h	l	b	h	l	b	h	l	b	h	l	b	h	l
33nF	-	-	-	-	-	-	-	-	-	-	-	-	5.0	10.5	18.0
47nF	-	-	-	-	-	-	-	-	-	5.0	10.5	18.0	5.0	10.5	18.0
68nF	-	-	-	-	-	-	-	-	-	5.0	10.5	18.0	6.0	11.0	18.0
0.1µF	-	-	-	-	-	-	5.0	10.5	18.0	5.0	10.5	18.0	7.0	12.5	18.0
0.15µF	-	-	-	-	-	-	5.0	10.5	18.0	6.0	11.0	18.0	8.5	14.5	18.0
0.22µF	-	-	-	-	-	-	5.0	10.5	18.0	7.0	12.5	18.0	9.0	17.5	18.0
0.33µF	-	-	-	5.0	10.5	18.0	6.0	11.0	18.0	8.5	14.5	18.0	11.0	18.5	18.0
0.47µF	-	-	-	5.0	10.5	18.0	7.0	12.5	18.0	8.5	14.5	18.0			
0.68µF	5.0	10.5	18.0	5.0	10.5	18.0	8.5	14.5	18.0	9.0	17.5	18.0			
1.0µF	5.0	10.5	18.0	6.0	11.0	18.0	9.0	17.5	18.0	11.0	18.5	18.0			
1.5µF	5.0	10.5	18.0	7.0	12.5	18.0	9.0	17.5	18.0						
2.2µF	7.0	12.5	18.0	8.5	14.5	18.0									
3.3µF	8.5	14.5	18.0	8.5	14.5	18.0									
4.7µF	8.5	14.5	18.0	9.0	17.5	18.0									
6.8µF	8.5	14.5	18.0												
10µF	9.0	17.5	18.0												

 = wound capacitor technology

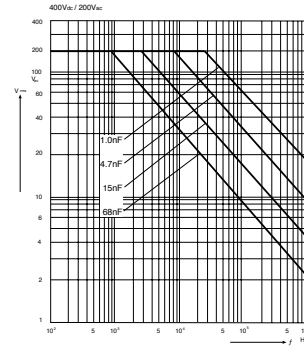
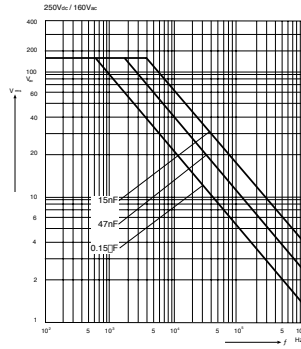
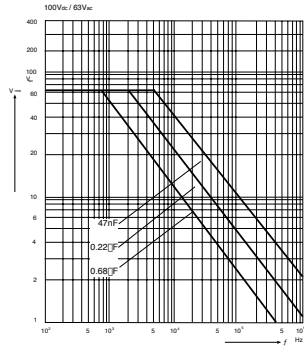
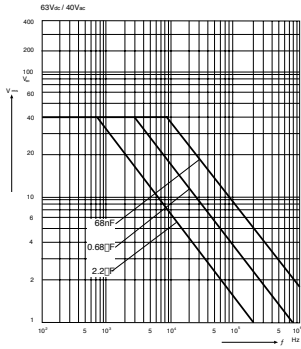
CASE DIMENSIONS (mm) - 22.5mm PITCH

Capacitance	Voltage DC/AC														
	63v/40v			100v/63v			250v/160v			400v/200v			630v/220v		
	b	h	l	b	h	l	b	h	l	b	h	l	b	h	l
0.1µF	-	-	-	-	-	-	-	-	-	-	-	-	6.0	15.0	26.5
0.15µF	-	-	-	-	-	-	-	-	-	-	-	-	6.0	15.0	26.5
0.22µF	-	-	-	-	-	-	-	-	-	6.0	15.0	26.5	7.0	16.0	26.5
0.33µF	-	-	-	-	-	-	-	-	-	6.0	15.0	26.5	10.5	16.5	26.5
0.47µF	-	-	-	-	-	-	6.0	15.0	26.5	7.0	16.0	26.5	10.5	20.5	26.5
0.68µF	-	-	-	-	-	-	6.0	15.0	26.5	8.5	16.5	26.5	12.0	22.0	26.5
1.0µF	-	-	-	-	-	-	6.0	15.0	26.5	10.5	16.5	26.5			
1.5µF	-	-	-	6.0	15.0	26.5	7.0	16.0	26.5	11.0	20.5	26.5			
2.2µF	-	-	-	6.0	15.0	26.5	10.5	16.5	26.5						
3.3µF	-	-	-	6.0	15.0	26.5	11.0	20.5	26.5						
4.7µF	-	-	-	8.5	16.5	26.5									
6.8µF	8.5	16.5	26.5	10.5	16.5	26.5									
10µF	11.0	20.5	26.5	10.5	18.5	26.5									
15µF	12.0	22.0	26.5	12.0	22.0	26.5									

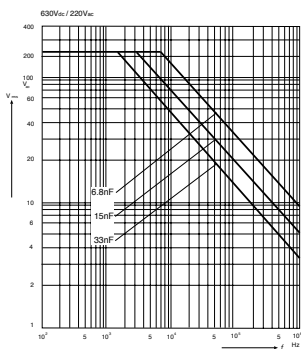
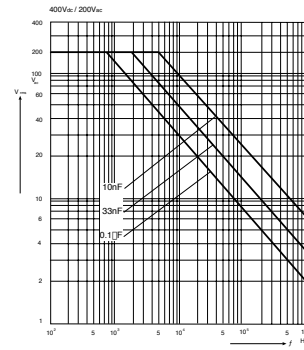
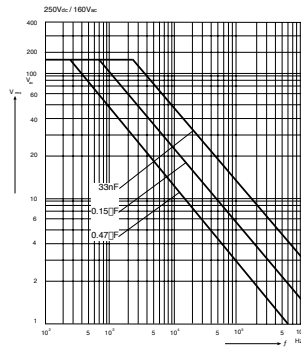
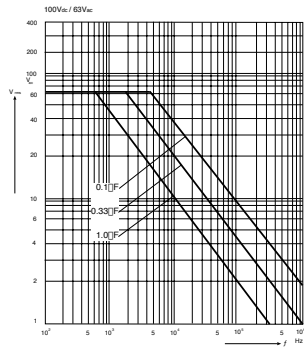
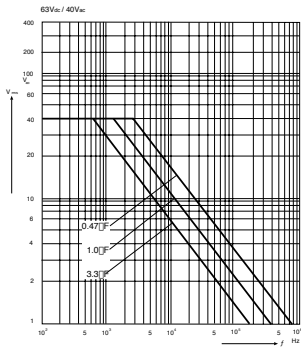
CASE DIMENSIONS (mm) - 27.5mm PITCH

Capacitance	Voltage DC/AC											
	100v/63v			250v/160v			400v/200v			630v/220v		
	b	h	l	b	h	l	b	h	l	b	h	l
0.33µF	-	-	-	-	-	-	-	-	-	11.0	21.0	31.5
0.47µF	-	-	-	-	-	-	-	-	-	11.0	21.0	31.5
0.68µF	-	-	-	-	-	-	-	-	-	11.0	21.0	31.5
1.0µF	-	-	-	-	-	-	11.0	21.0	31.5	14.0	24.5	31.5
1.5µF	-	-	-	11.0	21.0	31.5	11.0	21.0	31.5	18.0	27.5	31.5
2.2µF	-	-	-	11.0	21.0	31.5	12.5	21.5	31.5	21.0	31.0	31.5
3.3µF	-	-	-	11.0	21.0	31.5	15.0	24.5	31.5			
4.7µF	-	-	-	11.0	21.0	31.5	18.0	27.5	31.5			
6.8µF	11.0	21.0	31.5	14.0	24.5	31.5	21.0	31.0	31.5			
10µF	11.0	21.0	31.5	18.0	27.5	31.5						
15µF	12.5	21.5	31.5	19.0	30.0	31.5						
22µF	15.0	24.5	31.5									
33µF	19.0	30.0	31.5									
47µF	21.0	31.0	31.5									
68µF	22.0	36.5	31.5									

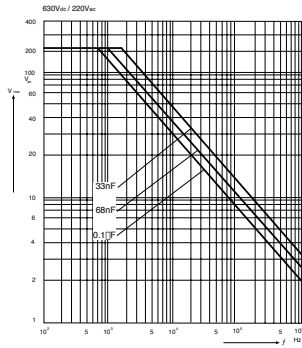
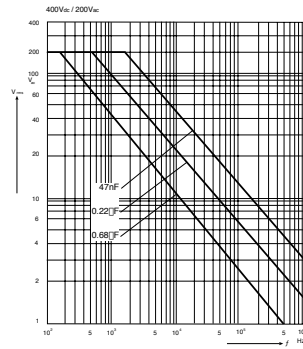
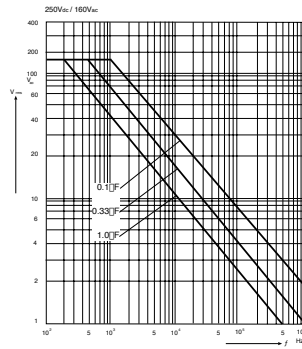
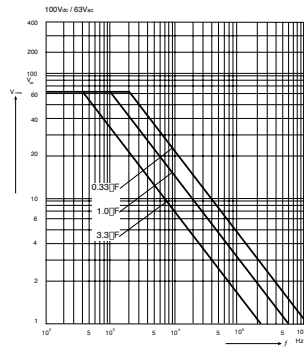
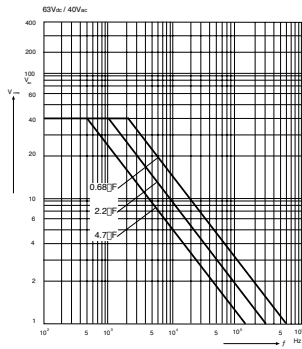
AC VOLTAGE V_{rms} VERSUS FREQUENCY F 7.5mm PITCH



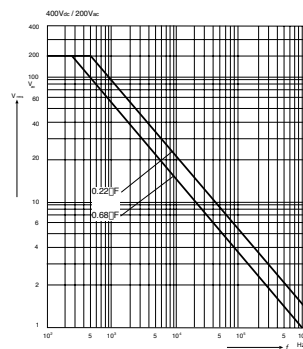
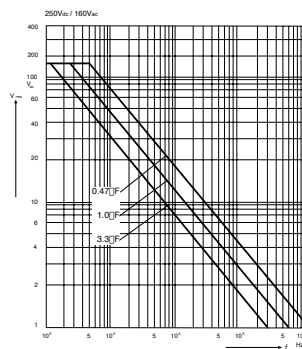
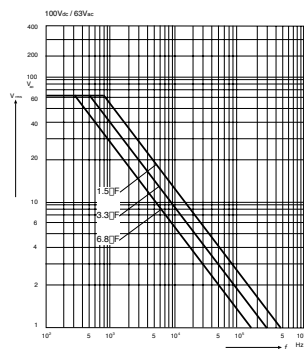
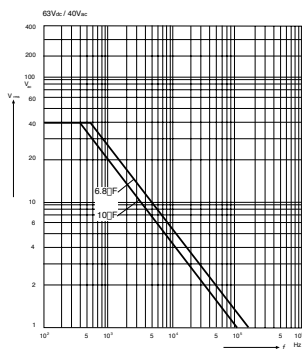
AC VOLTAGE V_{rms} VERSUS FREQUENCY F 10mm PITCH



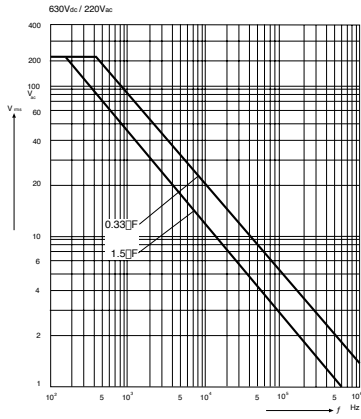
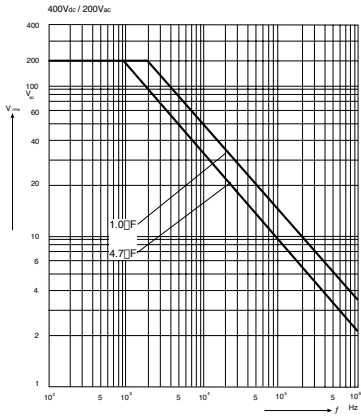
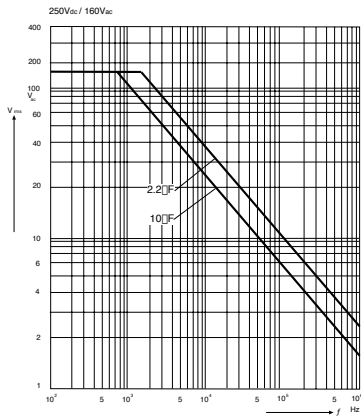
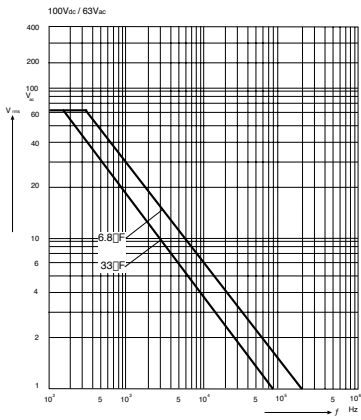
AC VOLTAGE V_{rms} VERSUS FREQUENCY f 15mm PITCH



AC VOLTAGE V_{rms} VERSUS FREQUENCY f 22.5mm PITCH



AC VOLTAGE V_{rms} VERSUS FREQUENCY F 27.5mm PITCH



IMPEDANCE Z VERSUS FREQUENCY F (TYPICAL VALUES)

