


## Product Features

- Solid-state linear design
- Small and light weight
- Suitable for CDMA
- 50 Ohm Input/Output impedance
- High reliability and ruggedness
- Built in Output Isolator
- Built in monitoring circuit
- High efficiency

## Application

- CDMA Repeater



## Description

This HPA Module is a high gain, wide dynamic range amplifier module. It has superior performance comes with a modest price tag. Custom design available.

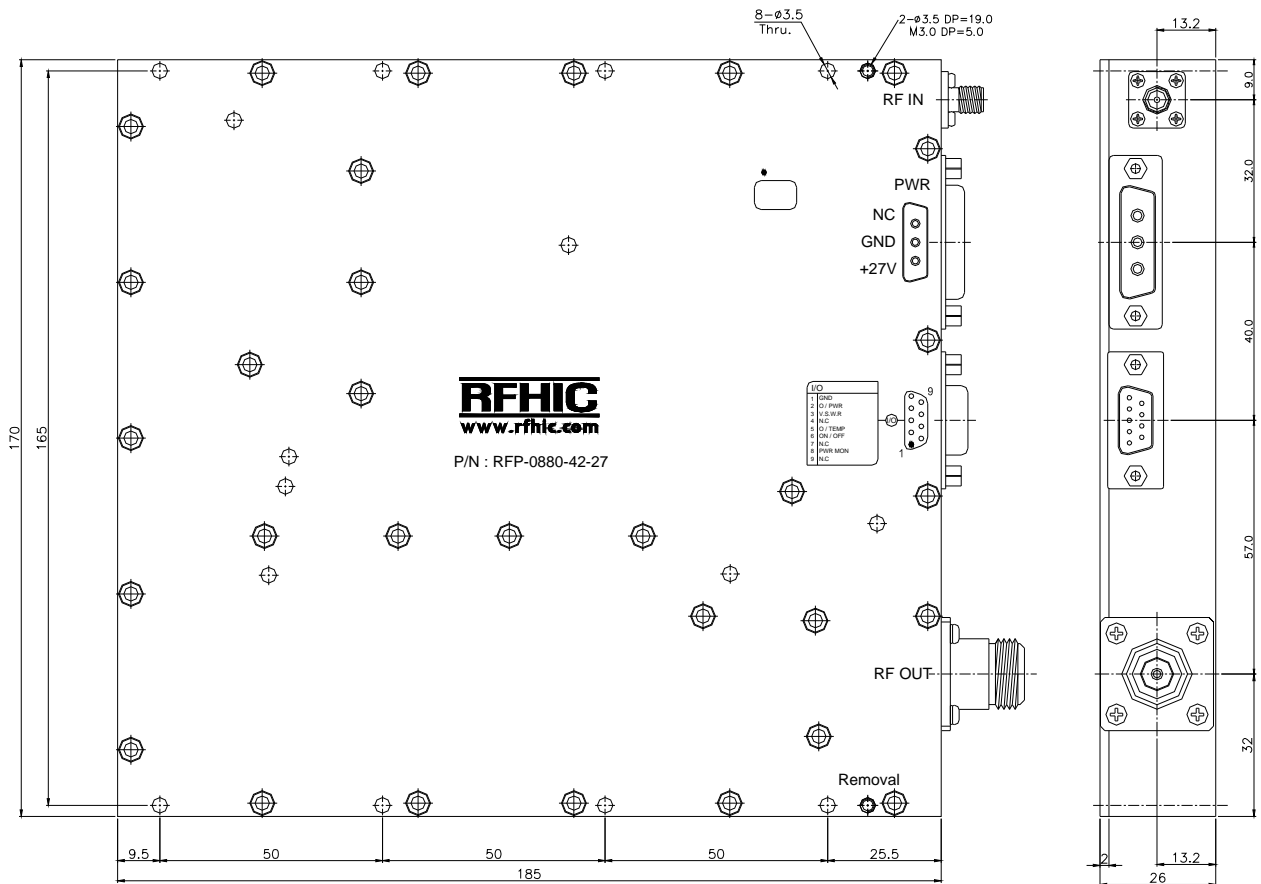
## Electrical Specifications @ VDD=+27VDC, T=25°C, 50Ω System

PARAMETER	Symbol	Specification	
Frequency Range	BW	875 ~ 890MHz	
Output Power	P	42dBm/4FA (CDMA)	
In-Band Spurious Emissions (@9CH CDMA Po=42dBm_4FA)	SE	@27Volt RBW 30KHz	Fo±750KHz ≤-48dBc (min)
			Fo±1.98MHz ≤-63dBc (min)
RF Gain	G	50dB ±1dB @frequency range, +27V,	
Gain Flatness	ΔG	±0.5dB peak to peak	
Gain Variation Over Dynamic Range	ΔG <sub>TEMP</sub>	±0.5dB max. @ Po=+20dBm~+42dBm(ΔPin:-22dB), 27V, +25 °C	
Normal Operating Voltage	VDC	+27V ±1V	
Input Return Loss	S11/S22	-18dB min.	
Output Protection		Mismatch Protected with Isolator (Over temp. & Voltage & Power, Output mismatch)	
Harmonics (2nd)	H	-45dBc min.	
Current Consumption	IDD	5.5A max. @+27V, +25 °C, Po=+42dBm	
		0.5A max. @ 'DISABLE' state	
Operating Temperature	OT	-20 °C ~ + 70 °C (CASE TEMP)	
Over power shutdown	OPS	47dBm±0.5dB	
Detect Accuracy		±0.5dB	Po=+21dBm~+42dBm
		±1dB	Po=+0dBm~+10dBm
Impedance		50Ω	

## Interface Connectors

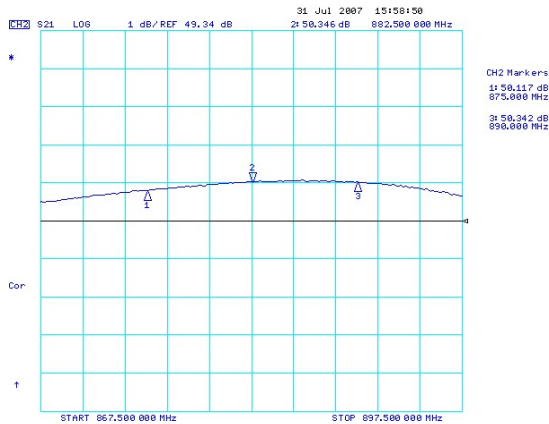
<b>Alarms/ Interface D-Sub, 9-Pin</b>	1. GND	
	2. Over Power alarm	6~10sec delay shutdown@45dBm, immediately shutdown@47dBm (TTL=HIGH)
	3. VSWR alarm	Output Port open, Pout >31dBm (TTL=HIGH)
	4. NC	Enable : TTL Low & GND / Disable : TTL High & Open
	5. Over Temp. Alarm & Shutdown	90°C±5°C (shutdown), 70°C±5°C (auto recovery) TTL High Alarm
	6. Enable/Disable	Enable : TTL Low & GND / Disable : TTL High & Open
	7. NC	
	8. Power monitor	4V@42dBm_4FA / [0.1V/dBm]
	9. NC	
<b>Connectors</b>	INPUT [SMA/Female]	OUTPUT [N-Type/Female]
<b>Physical dimension (L X W X H) in mm</b>	185 X 170 X 26(mm)	

## OUTLINE DRAWING

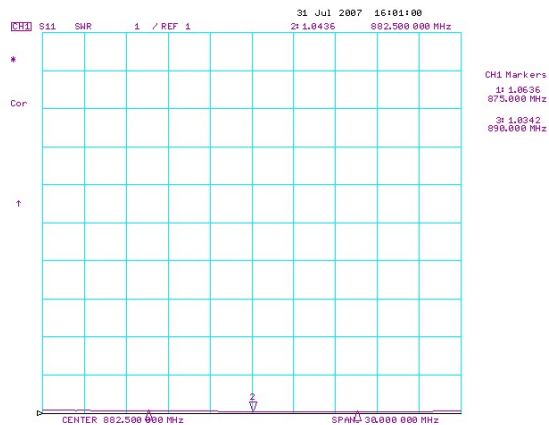


## TYPICAL PERFORMANCE

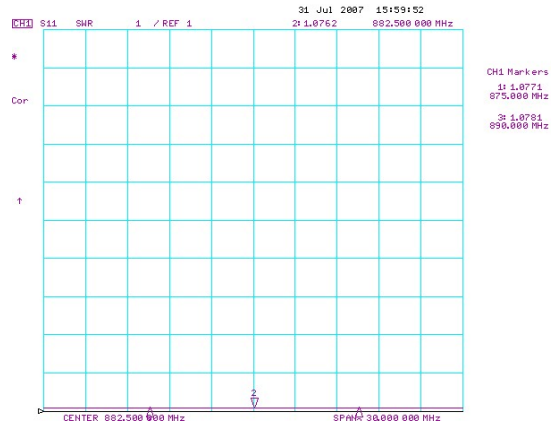
### Gain & Gain Flatness



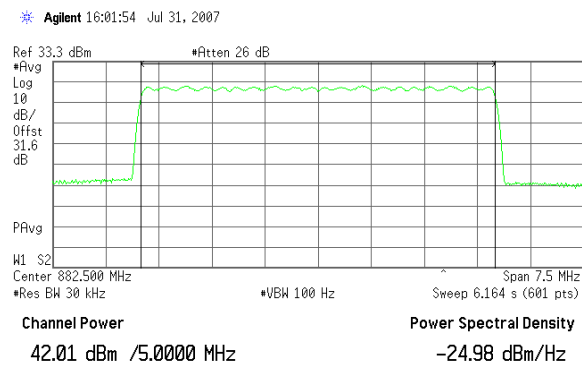
### S22



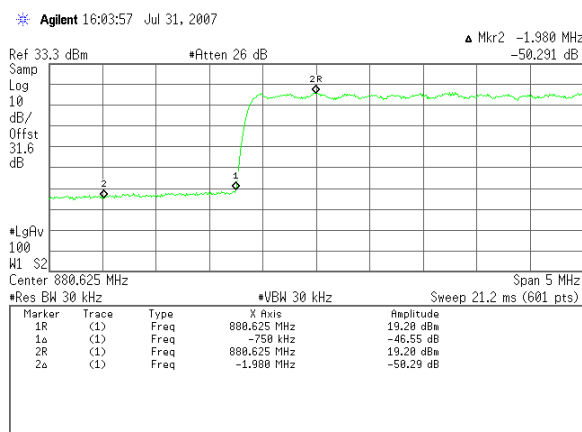
### S11



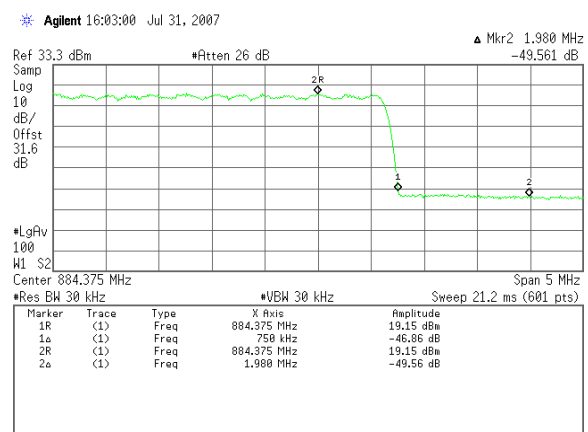
### Output Power



### Spurious Emissions(Lower)



### Spurious Emissions(Upper)



RFHIC Corporation (RFHIC) reserves the right to make changes to any products herein or to discontinue any product at any time without notice. RFHIC do not assume any liability for the suitability of its products for any particular purpose, and disclaims any and all liability, including without limitation consequential or incidental damages. The product specifications herein expressed have been carefully checked and are assumed to be reliable. However, RFHIC disclaims liability for inaccuracies and strongly recommends buyers to verify that the information they are using is current before placing purchase orders. RFHIC products are not intended for use in life support equipment or application where malfunction of the product can be expected to result in personal injury or death. Buyer uses or sells such products for any such unintended or unauthorized application, buyer shall indemnify, protect and hold RFHIC and its directors, officers, stockholders, employees, representatives and distributors harmless against any and all claims arising out of such use. RFHIC's liability under or arising out of damages, claims of whatsoever kind and nature which RFHIC products could cause shall be limited in amount to the net purchase price of the products sold to buyer by RFHIC.