

Switching Diode

Lead free product

1SS400G



MAXIMUM RATINGS

Rating	Symbol	Value	Unit
Maximum Recurrent Peak Reverse Voltage	VRRM	90	Volts
Maximum RMS Voltage	VRMS	63	Volts
Maximum DC Blocking Voltage	VDC	80	Volts
Maximum Average Forward Rectified Current	I _o	0.1	Amps
Peak Forward Surge Current at 1 Sec.	I _{FSM}	0.5	Amps
Typical junction capacitance between Terminal (NOTE 1)	C _J	3.0	pF
Maximum Reverse Recovery Time (NOTE 2)	T _{RR}	4.0	ns
Maximum Operating Temperature Range	T _J	+125	
Storage Temperature Range	T _{STG}	-55 to +125	

ELECTRICAL CHARACTERISTICS (T_A=25°C unless otherwise noted)

Characteristics	Symbol	1SS400G	Unit
Maximum Instantaneous Forward Voltage at I _F =100mA	V _F	1.20	Volts
Maximum Average Reverse Current at V _R =80V	I _R	0.1	uAmps

NOTES : 1.Measured at 1.0MHz and applied reverse voltage of 0.5 volts.

2.Measured at applied forward current of 10mA , reverse voltage of 6.0 volts and R_L = 100 ohms.

3.ESD sensitive product handling required.

FIG. 1 - SURGE CURRENT CHARACTERISTICS

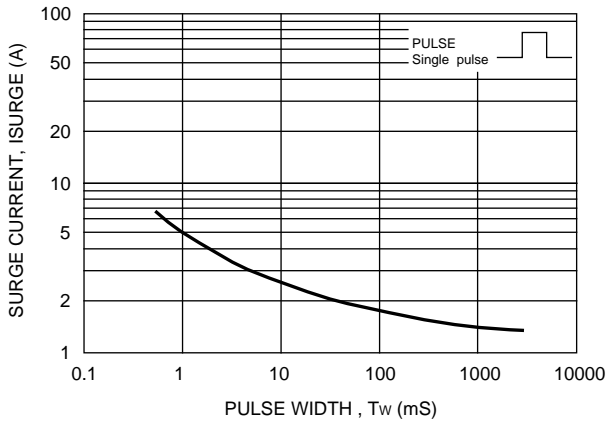


FIG. 2 - FORWARD CHARACTERISTICS

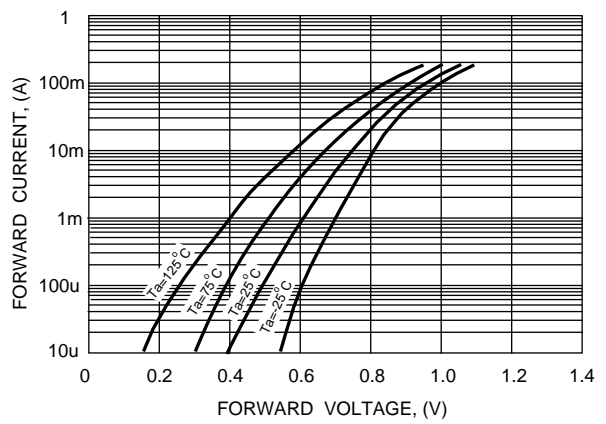


FIG. 3 - TYPICAL JUNCTION CAPACITANCE

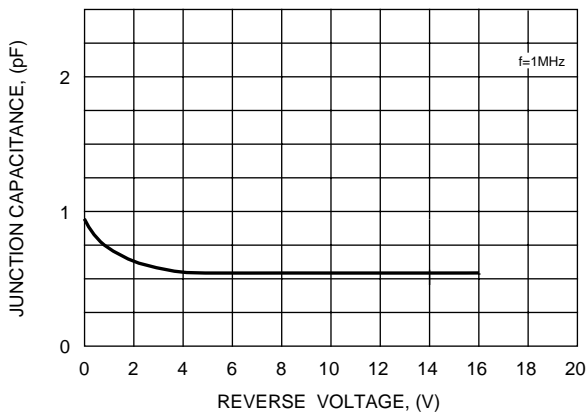
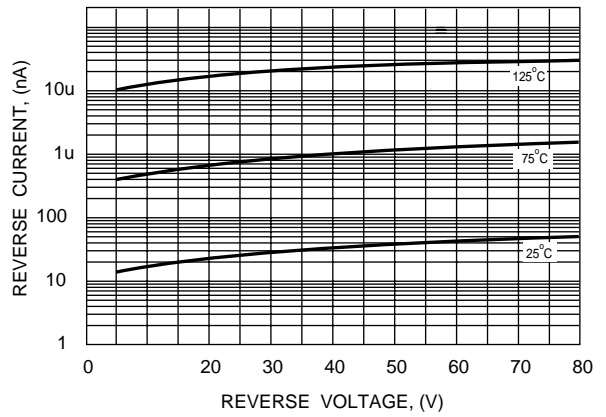


FIG. 4 - REVERSE CHARACTERISTICS



k

FIG. 5 - REVERSE RECOVERY TIME

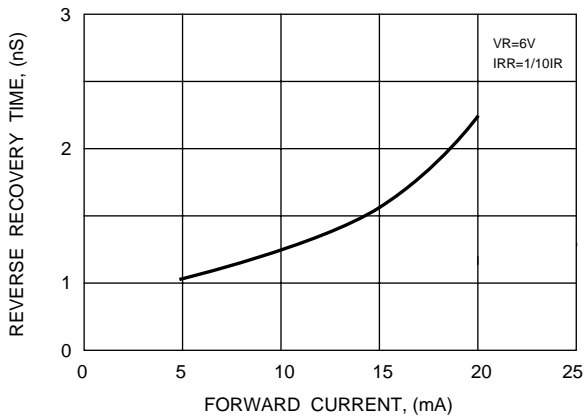


FIG. 6 - REVERSE RECOVERY TIME MEASUREMENT CIRCUIT

